

LECKEY[®]

EXPERIENCE THE....

EVERYDAY

**ACTIVITY
SEAT**



The Everyday Activity Seat is designed specifically for children or young adults with moderate needs who still require pelvic stability but do not need the same advanced level of support as those with complex needs.

EVERYDAY SEATING FOR EVERYDAY EXPERIENCES



Pal



Everyday



Squiggles



Mygo



Kit

Chailey

4-7

3-6

1-4

1-3

1-3

GMFCS

II-III

III-IV

III-V

IV-V

IV-V



Lecky's full seating range can now offer a solution to those with all levels of ability and will take a child right through school to adulthood.

LECKEY[®]



EVERYDAY

AT A GLANCE



EVERY OPTION COVERED

The options available - three sizes with a choice of four chassis (basic, hi-low, hydraulic or powered), two chassis colours (black or white), two fabric types (soft fabric or vinyl), five colour options (blue, raspberry, green, grey and black) and a variety of accessories.

EASY TO USE

The seat has been designed with both the client and carer in mind. The seat, chassis and accessories can be easily adjusted, the cushion covers are easy clean and the footprint of the seat has been kept to a minimum - ideal for use around the home and classroom.

GREAT SUPPORT

Provides an optimal level of postural support for those with moderate needs using the four-point harness, the one piece seat base and the split backrest with sacral supports, so that they can enjoy activities at home, school or in respite.

ENABLES SELF-TRANSFER

The seat meets the abilities of the client, supporting self transfer or transfer using a hoist. The one piece metal footplate flips up and locks in position, longer armrests offer support when self transferring or can be easily removed if using a hoist. Tilt-in-space can be adjusted with the client in the seat.

EVERYDAY CLINICAL ADVANTAGES

OPTIMAL POSTURE + STABILITY EVERYDAY

WHY

Additional pelvic support benefits those with moderate postural control needs because the pelvis provides the key to overall postural stability.

HOW

The Everyday Activity Seat offers exceptional pelvic positioning with a four-point pelvic harness which is easily adjusted from the centre buckle. This is complemented by the seat's simple range of trunk, head, leg and foot positioning adjustments. In keeping with the needs of this user group, the Everyday Activity Seat provides optimal postural stability.

OPTIMAL COMFORT EVERYDAY

WHY

It is not possible to sustain an optimal posture without comfort because discomfort disturbs posture.

HOW

The Everyday Activity Seat is designed with the comfort of the young person in mind in every aspect. From the soft covers, to the moulded armrests, the seat base cover which tucks underneath the seat base, the contoured back and the ramped seat cushion, the Everyday Activity Seat ensures the comfort (and therefore postural stability) of the client.



Hi-low chassis at floor level to allow little brother to join in.



Mid-height in line with the TV.



EVERYDAY ACTIVITIES



Full height to reach the sink for hand washing.

OPTIMAL FUNCTION EVERYDAY

WHY

Function (the ability to do everyday things) depends on the combination of postural stability and comfort.

HOW

With optimal postural stability and comfort achieved, the client will be able to use their arms and hands more effectively and independently. Along with the Everyday Activity Seat's height adjustability from floor to table (hi-low chassis), activities such as playing, eating, reading, writing or chatting with friends become easier and less tiring.

Coffee break: table height (armrests can be removed if needed)







EVERYDAY FEATURES

1. The cushioned headrest with depth and height adjustment ensures the correct support for the head and neck, and has easy clean covers. The Size 3 is only available with a contoured headrest which is more suited to the needs of the older client.
2. The cushion covers come in soft fabric or vinyl and both fabrics are available in four colour options. The soft fabric comes in raspberry, green, blue and dark grey with grey accent panels. The vinyl covers are available in black, raspberry and green with grey accent panels and blue with black accent panels. The soft fabric covers are removable and can be machine washed at 40°C. The vinyl covers can be easily wiped clean. The seat base cover tucks under the front of the seat for added comfort.
3. A range of height and angle adjustable chest laterals are available - standard, flip-away or complex which can be used to provide adjustable lateral support for the trunk.
4. Extra padding can be added to the sacral area to promote a neutral or anterior pelvic position (not shown).
5. The four-point harness is cushioned for comfort and can be easily adjusted from the centre to ensure a mid-line position and pelvic stability.
6. The height and angle adjustable armrests are made of soft PU designed for comfort. They have been designed with additional length to support self-transfer but can easily be removed for hoist transfers.
7. The soft, upholsteredommel provides abduction if required.
8. The sandals can be angle and depth adjusted on the footplate allowing support for asymmetries and assisting with even weight distribution. Sandal raisers (not shown) are also available.
9. The height and angle adjustable one piece metal footplate can be flipped up and locked in position to facilitate transfer when upright. Provides up to 18% more support for the client's bodyweight when adjusted to the correct height. The Size 3 footplate has been designed with two calf supports which facilitate the increased weight limit.
10. The manoeuvrable lockable castors move freely over flooring in the home, school or therapy environments. All castors are 100mm with the exception of the Hydraulic Chassis (Size 3 only) which are 125mm.
11. The foot pedal operated hi-low chassis has a large range of adjustment allowing the client to be seated low, midline or high to enable them to perform everyday activities such as circle time, watching TV or helping in the kitchen.
12. The one piece seat base is depth adjustable. The width can be adjusted using the side pads. The soft, comfortable cushion is ramped to provide full support for the femurs, assisting to distribute weight and providing comfort and stability.
13. The soft, upholstered side pads provide width adjustment for the seat base as well as additional lateral stability. Sizes 2 and 3 are available with side abduction pads which add additional lateral support when the seat is at maximum depth.
14. The tilt-in-space angle can be adjusted with the client in the seat. This angle adjustment can support various positions whether it is a supine position for resting without disturbing the desired posture, or a prone position to aid standing transfers.
15. The push handles allow the seat to be moved around easily and adhere to moving and handling guidance when the seat is raised.
16. The backrest can be height and angle adjusted. The back angle can be opened up to accommodate tight hamstring muscles, or closed to minimise the effect of extensor movements.
17. The activity tray can be positioned according to the client's needs by adjusting the height and depth. It can be adjusted to elbow height for improved function or higher for increased anterior support for low tone or fatigued children. The tray is available in plastic or wood.
18. The height range of the basic chassis is suitable for clients who do not need the seat at floor level for activities or transfer. Please note that the height adjustment cannot be done with the client in the seat.
19. The Hydraulic Chassis has a large range of height adjustment which can be achieved while the client is in the chair. The mechanism has been designed to assist the carer lifting a heavier weight.
20. The powered chassis has the same range of height adjustment as the hydraulic and hi-low. However, it is fully powered and can be controlled by either the carer or the client using the handset provided while the client is in the seat.

EVERYDAY TECHNICAL INFO

Size	1		2		3	
	mm/kgs	inches/lbs	mm/kgs	inches/lbs	mm/kgs	inches/lbs
Max load	30kg	66lbs	50kg	110lbs	100kg	220lbs
Weight - seat and basic chassis	22.5kg	50lbs	27kg	60lbs	35.9kg	79lbs
Weight - seat and hi-low chassis	29.5kg	65lbs	34kg	75lbs	49kg	108lbs
Seat height - basic chassis	450-600	17.7-23.6	450-600	17.7-23.6	450-600	17.7-23.6
Seat height - hi-low chassis	250-600	9.8-23.6	320-600	12.6-23.6	450-600	17.7-23.6
Seat width	160-280	6.3-11	260-380	10.2-15	340-500	13.4-19.7
Seat depth	150-280	5.9-11	230-380	9-15	330-480	13-18.9
Lateral distance - chest	150-220	5.9-8.7	170-240	6.7-9.4	240-370	9.4-14.6
Back height	300-400	11.8-15.7	400-520	15.7-20.5	450-630	17.7-24.8
Back angle	30° supine 10° prone		30° supine 10° prone		30° supine 10° prone	
Armrest height	150-250	5.9-9.8	200-300	7.9-11.8	180-325	7-12.7
Lower leg length	150-250	5.9-9.8	250-450	9.8-17.7	250-450	9.8-17.7
Lower leg angle	-10° to +50°		-10° to +50°		-10° to +50°	
Footplate angle	-15° to +10°		-15° to +10°		-15° to +10°	
Tilt-in-space	30° supine 10° prone		30° supine 10° prone		30° supine 10° prone	

Seat shell and chassis

The standard product includes one piece seat base, split backrest with push handle and chassis. (Seat and base are attached, seat not removable)



Everyday Activity Seat on basic chassis



Everyday Activity Seat on hi-low gas spring chassis



Everyday Activity Seat on hydraulic chassis




Seat shell on basic chassis with 100mm castors (Size 1, 2 & 3)



Seat shell on hi-low chassis with 100mm castors (Size 1 & 2 only)



Seat shell on hi-low hydraulic chassis with 125mm castors (Size 3 only)




Seat shell on hi-low powered chassis with 100mm castors (Size 2 only)

EVERYDAY ACCESSORIES



Contoured headrest hardware
(cover included: black neoprene
Size 3 only)



Flat headrest hardware
(cover included: Size 1 & 2 only)
A contoured headrest will also be available
for Size 1 & 2 (not shown)



Flat headrest laterals
(cover included: Size 1 & 2 only)



Rigid PU chest laterals
(cover included)



Flip-away PU chest laterals
(cover included)



Basic chest laterals
(cover included)



Complex flip-away chest laterals




Protraction pads
(cover included)



Chest harness (cover included: Size 3 available in black neoprene only)



Chest harness (cover included: Size 1 & 2 only)



Trunk harness (black)




Side pads (pair, shown with covers)



Side abduction pad (cover included: Size 2 & 3 only)



Pommel (cover included)




Activity tray (grey)



Activity tray (black: Size 3 only)



One-piece metal footplate (Size 1 & 2 only)



One-piece metal footplate (Size 3 only)



Armrests



Four-point pelvic harness



Sandals, including straps
Sandal raiser (single, not shown)

LECKEY^o

Established in 1983, Leckey is a globally recognised pioneer in the research and development of products that help adults and children with disabilities to go, do, enjoy and participate in everyday activities throughout the day and night.

We take a highly clinical approach to product design and development. Through in-depth clinical research studies with leading universities, and extensive trials with occupational therapists, physiotherapists, users and their families, we continue to develop posturally supportive, family friendly products for all day care, at every stage of life.

Through early intervention, childhood and adulthood Leckey's experienced team of designers, therapists and bioengineers work together to develop products that meet the clinical needs of the healthcare professionals and the social needs of the user.

To achieve this, we work with the healthcare professionals, the individuals and carers who use our products everyday. With their help, we create the dependable, durable, proven and high performance products that we are known for worldwide.





sleepfirm

24 hour postural
care for babies,
kids & adults.
Sleeping, Sitting,
Standing, Walking,
Moving, Bathing,
Toileting.