



Customer				Ship To			
Account				Name			
Account #			Date	Address			
<input type="checkbox"/> Quote	<input type="checkbox"/> Order	PO #		City			State
Buyer				ZIP		Phone	
Mark For				Email / Fax			

The HCPCS CODES herein are based on PDAC verification or interpretation of Medicare definitions and guidelines. Non-Medicare payers may accept alternative HCPCS CODES, including misc. codes to ensure access for their enrollees. The use of HCPCS CODES does not ensure coverage or payment.

<input checked="" type="checkbox"/> OPTION	HCPCS	DESCRIPTION	STANDARD CONFIGURATION	RETAIL
Base				\$
<input type="checkbox"/> 801BS40	E1399/E0240	MC4000 (rolling commode/shower chair with casters)	\$ 2,570.00	\$ 1,730.00
<input type="checkbox"/> 801BS41	E1399/E0240	MC4200 (heavy-duty rolling commode/shower chair with casters)	\$ 2,770.00	\$ 1,730.00
<input type="checkbox"/> 801BS42	E1399/E0240	MC4000Tilt (rolling tilt commode/shower chair with casters)	\$ 3,355.00	\$ 1,465.00
<input type="checkbox"/> 801BS43	E1399/E0240	MC4200Tilt (heavy-duty rolling tilt commode/shower chair with casters)	\$ 3,670.00	\$ 1,465.00
<input type="checkbox"/> 801BS44	E1399/E0240	MC4020 (self-propelled commode/shower chair with 20" rear wheels)	\$ 3,250.00	\$ 1,730.00
<input type="checkbox"/> 801BS45	E1399/E0240	MC4020RX (self-propelled commode/shower chair with 20" front wheels - reverse)	\$ 3,250.00	\$ 1,730.00
<input type="checkbox"/> 801BS46	E1399/E0240	MC4220 (heavy-duty self-propelled commode/shower chair with 20" rear wheels)	\$ 3,450.00	\$ 1,730.00
<input type="checkbox"/> 801BS47	E1399/E0240	MC4220RX (heavy-duty self-propelled commode/shower chair with 20" front wheels - reverse)	\$ 3,450.00	\$ 1,730.00
<input type="checkbox"/> 801BS48	E1399/E0240	MC4024 (self-propelled commode/shower chair with 24" rear wheels)	\$ 3,250.00	\$ 1,730.00
<input type="checkbox"/> 801BS49	E1399/E0240	MC4224 (heavy-duty self-propelled commode chair with 24" rear wheels)	\$ 3,450.00	\$ 1,730.00
<input type="checkbox"/> 801BS50	E1399/E0240	MC4000TX (travel-ready rolling commode/shower chair with casters)	\$ 2,785.00	\$ 1,945.00

Base Options				\$	\$
Tilt				\$	\$

Only add tilt if ordering the MC4000Tilt or MC4200Tilt

<input type="checkbox"/> 801TT10	E1399	Add Tilt to Base	\$ 1,050.00	<input type="checkbox"/> 801TT14	-	Omit Tilt on Base	NC
----------------------------------	-------	------------------	-------------	----------------------------------	---	-------------------	----

Base Type				\$	\$
Casters				\$	\$

Only select casters if ordering a rolling base. Heavy-duty base compatible with 6" casters only.

<input type="checkbox"/> 801CW123	5" Casters (all four legs)	\$ 840.00	<input type="checkbox"/> 801CW124	6" Casters (all four legs)	\$ 840.00
-----------------------------------	----------------------------	-----------	-----------------------------------	----------------------------	-----------

Wheels				\$	\$
---------------	--	--	--	-----------	-----------

Only select wheels if ordering a self-propelled base. Please match the wheel size/side to the description of the base selected. Heavy-duty base compatible with 6" casters only.

<input type="checkbox"/> 801WQ12	20" Rear Wheels with 5" Casters	\$ 1,520.00	<input type="checkbox"/> 801WQ15	20" Rear Wheels with 6" Casters	\$ 1,520.00
<input type="checkbox"/> 801WQ13	24" Rear Wheels with 5" Casters	\$ 1,520.00	<input type="checkbox"/> 801WQ16	24" Rear Wheels with 6" Casters	\$ 1,520.00
<input type="checkbox"/> 801WQ14	5" Casters with 20" Front Wheels (RX)	\$ 1,520.00	<input type="checkbox"/> 801WQ17	6" Casters with 20" Front Wheels (RX)	\$ 1,520.00

Frame Size				\$	\$
-------------------	--	--	--	-----------	-----------

17" width compatible with non-heavy-duty base only. 20" width compatible with heavy-duty base only.

<input type="checkbox"/> 801W70	17" W x 17" D Frame and Cushion (required for MC4000TX)				STD	
<input type="checkbox"/> 801W71	17" W x 20" D Frame and Cushion				\$ 300.00	
<input type="checkbox"/> 801W72	20" W x 17" D Frame and Cushion (HD)				\$ 300.00	
<input type="checkbox"/> 20" W x 20" D Frame and Cushion (HD) (select base type)	<input type="checkbox"/> 801W74	No Tilt	\$ 200.00	<input type="checkbox"/> 801W75	Tilt	\$ 315.00

✓ OPTION	DESCRIPTION							RETAIL
Seat Cushion								
Non-Travel						\$	\$	
<input type="checkbox"/> 8" Wide Commode Opening with 4" Slot	<input type="checkbox"/> 801CU126	No Gel	STD	<input type="checkbox"/> 801CU125	Gel	\$	579.00	
<input type="checkbox"/> 5.5" Wide Commode Opening with 4" Slot (17x17 frame size only)	<input type="checkbox"/> 801CU128	No Gel	\$ 85.00	<input type="checkbox"/> 801CU127	Gel	\$	579.00	
<input type="checkbox"/> 5.5" Wide Commode Opening with No Slot (17x17 frame size only)	<input type="checkbox"/> 801CU130	No Gel	\$ 105.00	<input type="checkbox"/> 801CU129	Gel	\$	579.00	
<input type="checkbox"/> No Commode Opening (solid seat)	<input type="checkbox"/> 801CU132	No Gel	\$ 119.00	<input type="checkbox"/> 801CU131	Gel	\$	579.00	
<input type="checkbox"/> 801CU138	Custom Cushion (select custom seat cushion in next section)						BELOW	

Quick Release Pins














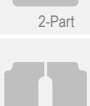


Quick release pins for two seat cushions requires one of the cushions to be no commode opening (solid seat).

<input type="checkbox"/> 801CU133	Add Quick Release Pins for 1 Seat Cushion (easily take seat cushion off frame for cleaning)	\$	59.00
<input type="checkbox"/> 801CU146	Add Quick Release Pins for 2 Seat Cushions (easily switch between two seat cushions) (select two seat cushions)	\$	118.00

Travel						\$	\$
<input type="checkbox"/> 8" Wide Commode Opening with 4" Slot - 2 Part	<input type="checkbox"/> 801CU135	No Gel	STD	<input type="checkbox"/> 801CU134	Gel	\$	579.00
<input type="checkbox"/> No Commode Opening (solid seat) - 2 Part	<input type="checkbox"/> 801CU137	No Gel	\$ 85.00	<input type="checkbox"/> 801CU136	Gel	\$	579.00
<input type="checkbox"/> 801CU139	Custom Cushion - 2 Part (select custom seat cushion in next section)						BELOW

Custom Seat Cushion						\$	\$
----------------------------	--	--	--	--	--	----	----



Select style and size/gel option. Center hole with 8.0" opening compatible with 20x20 frame size only. Two-part cushion will ship with MC4000TX.

<input type="checkbox"/> Tear-Drop Open (TDO)			5" Opening x 3.0" Slot	<input type="checkbox"/> 801QC09	No Gel	\$ 465.00	<input type="checkbox"/> 801QC36	Gel	\$ 579.00
			6" Opening x 3.5" Slot	<input type="checkbox"/> 801QC10	No Gel	\$ 465.00	<input type="checkbox"/> 801QC37	Gel	\$ 579.00
			7" Opening x 4.0" Slot	<input type="checkbox"/> 801QC11	No Gel	\$ 465.00	<input type="checkbox"/> 801QC38	Gel	\$ 579.00
<input type="checkbox"/> Racetrack Open (RTO)			5" Opening x 3.0" Slot	<input type="checkbox"/> 801QC12	No Gel	\$ 465.00	<input type="checkbox"/> 801QC39	Gel	\$ 579.00
			6" Opening x 3.5" Slot	<input type="checkbox"/> 801QC13	No Gel	\$ 465.00	<input type="checkbox"/> 801QC40	Gel	\$ 579.00
			7" Opening x 4.0" Slot	<input type="checkbox"/> 801QC14	No Gel	\$ 465.00	<input type="checkbox"/> 801QC41	Gel	\$ 579.00
<input type="checkbox"/> Tear-Drop Closed (TDC)			5" Opening x No Slot	<input type="checkbox"/> 801QC15	No Gel	\$ 465.00	<input type="checkbox"/> 801QC42	Gel	\$ 579.00
			6" Opening x No Slot	<input type="checkbox"/> 801QC16	No Gel	\$ 465.00	<input type="checkbox"/> 801QC43	Gel	\$ 579.00
			7" Opening x No Slot	<input type="checkbox"/> 801QC17	No Gel	\$ 465.00	<input type="checkbox"/> 801QC44	Gel	\$ 579.00
<input type="checkbox"/> Racetrack Closed (RTC)			4" Opening x No Slot	<input type="checkbox"/> 801QC18	No Gel	\$ 465.00	<input type="checkbox"/> 801QC45	Gel	\$ 579.00
			5" Opening x No Slot	<input type="checkbox"/> 801QC19	No Gel	\$ 465.00	<input type="checkbox"/> 801QC46	Gel	\$ 579.00
			6" Opening x No Slot	<input type="checkbox"/> 801QC20	No Gel	\$ 465.00	<input type="checkbox"/> 801QC47	Gel	\$ 579.00
<input type="checkbox"/> Tear-Drop Side Cutout Left Side (TDSL)			5" Opening x 3.0" Slot	<input type="checkbox"/> 801QC22	No Gel	\$ 465.00	<input type="checkbox"/> 801QC49	Gel	\$ 579.00
			6" Opening x 3.5" Slot	<input type="checkbox"/> 801QC23	No Gel	\$ 465.00	<input type="checkbox"/> 801QC50	Gel	\$ 579.00
			7" Opening x 4.0" Slot	<input type="checkbox"/> 801QC24	No Gel	\$ 465.00	<input type="checkbox"/> 801QC51	Gel	\$ 579.00
<input type="checkbox"/> Tear-Drop Side Cutout Right Side (TDSR)			5" Opening x 3.0" Slot	<input type="checkbox"/> 801QC25	No Gel	\$ 465.00	<input type="checkbox"/> 801QC52	Gel	\$ 579.00
			6" Opening x 3.5" Slot	<input type="checkbox"/> 801QC26	No Gel	\$ 465.00	<input type="checkbox"/> 801QC53	Gel	\$ 579.00
			7" Opening x 4.0" Slot	<input type="checkbox"/> 801QC27	No Gel	\$ 465.00	<input type="checkbox"/> 801QC54	Gel	\$ 579.00
<input type="checkbox"/> Straight U-Slot (SUS)			3" Opening x 3" Slot	<input type="checkbox"/> 801QC28	No Gel	\$ 465.00	<input type="checkbox"/> 801QC55	Gel	\$ 579.00
			4" Opening x 4" Slot	<input type="checkbox"/> 801QC29	No Gel	\$ 465.00	<input type="checkbox"/> 801QC56	Gel	\$ 579.00
			5" Opening x 5" Slot	<input type="checkbox"/> 801QC30	No Gel	\$ 465.00	<input type="checkbox"/> 801QC57	Gel	\$ 579.00
			6" Opening x 6" Slot	<input type="checkbox"/> 801QC31	No Gel	\$ 465.00	<input type="checkbox"/> 801QC58	Gel	\$ 579.00
<input type="checkbox"/> Center Hole (CTH)			5" Opening x No Slot	<input type="checkbox"/> 801QC32	No Gel	\$ 465.00	<input type="checkbox"/> 801QC59	Gel	\$ 579.00
			6" Opening x No Slot	<input type="checkbox"/> 801QC33	No Gel	\$ 465.00	<input type="checkbox"/> 801QC60	Gel	\$ 579.00
			7" Opening x No Slot	<input type="checkbox"/> 801QC34	No Gel	\$ 465.00	<input type="checkbox"/> 801QC61	Gel	\$ 579.00
			8" Opening x No Slot	<input type="checkbox"/> 801QC35	No Gel	\$ 465.00	<input type="checkbox"/> 801QC62	Gel	\$ 579.00

Back Cushion								
---------------------	--	--	--	--	--	--	--	--

MC4000TX compatible with cloth back assembly only (see universal frame size sub-section). Laterals compatible with tall & narrow or cloth back only.

17" Width Frame Size Only						\$	\$
<input type="checkbox"/> 801OD26	Padded Back Cushion - 17" Wide x 8" Tall (not compatible with tilt or headrest)						STD
<input type="checkbox"/> Padded T-Back Cushion - 17" Wide x 11" Tall	<input type="checkbox"/> 801OD27	No Tilt	\$ 85.00	<input type="checkbox"/> 801OD28	Tilt	STD	
<input type="checkbox"/> 801OD29	Padded Tall & Narrow Back Cushion - 13" Wide x 16" Tall						NC

✓ OPTION	DESCRIPTION	RETAIL
Back Cushion (continued)		
20" Width Frame Size Only		\$
<input type="checkbox"/> 801OD30	Padded Back Cushion - 20" Wide x 8" Tall (not compatible with tilt or headrest)	STD
<input type="checkbox"/> Padded T-Back Cushion - 20" Wide x 11" Tall	<input type="checkbox"/> 801OD31 No Tilt \$ 85.00 <input type="checkbox"/> 801OD32 Tilt	STD
<input type="checkbox"/> 801OD33	Padded Tall & Narrow Back Cushion - 16" Wide x 16" Tall	NC
Universal Frame Size		\$
<input type="checkbox"/> Cloth Back Assembly (select base style)	<input type="checkbox"/> 801OD34 Non-Travel NC <input type="checkbox"/> 801OD35 MC4000TX	STD
<input type="checkbox"/> Padded Custom Back Cushion (select custom back cushion in next section)		BELOW
Custom Back Cushion		\$
Select style and size based on frame size selected. T-back not compatible with laterals.		
<input type="checkbox"/> T-Back 	<input type="checkbox"/> 17" Width <input type="checkbox"/> 801OD37 14" Tall <input type="checkbox"/> 801OD38 16" Tall <input type="checkbox"/> 801OD39 18" Tall <input type="checkbox"/> 801OD40 20" Tall <input type="checkbox"/> 20" Width <input type="checkbox"/> 801OD41 14" Tall <input type="checkbox"/> 801OD42 16" Tall <input type="checkbox"/> 801OD43 18" Tall <input type="checkbox"/> 801OD44 20" Tall	\$ 465.00
<input type="checkbox"/> Tall & Narrow 	<input type="checkbox"/> 17" Width <input type="checkbox"/> 801OD45 13" Wide x 18" Tall <input type="checkbox"/> 801OD46 13" Wide x 20" Tall (requires backpost extenders) <input type="checkbox"/> 20" Width <input type="checkbox"/> 801OD47 16" Wide x 18" Tall <input type="checkbox"/> 801OD48 16" Wide x 20" Tall (requires backpost extenders)	\$ 465.00
Footrest		
Footrest Style		\$
<input type="checkbox"/> 8013N01	Adjustable Swing-Away Footrests (2) (compatible with non-tilt models only)	STD
<input type="checkbox"/> 801DI82	Seat Mounted Footrests (2) - Large (17 - 20") (compatible with tilt models only)	STD
Footrest Accessories		\$
<input type="checkbox"/> 801DI74 Calf Strap	\$ 59.00 <input type="checkbox"/> 801DI78 Foot / Ankle Straps S (6.5 - 8")	\$ 395.00
<input type="checkbox"/> 801DI75 BodyPoint Calf Panel M (for 17" width only)	\$ 185.00 <input type="checkbox"/> 801DI79 Foot / Ankle Straps M (7.5 - 9.25")	\$ 395.00
<input type="checkbox"/> 801DI83 BodyPoint Calf Panel L (for 20" width only)	\$ 185.00 <input type="checkbox"/> 801DI80 Foot / Ankle Straps L (9 - 11")	\$ 395.00
<input type="checkbox"/> 801DI76 Heel Loops (2) (2" wide with mounting hardware)	\$ 95.00 <input type="checkbox"/> 801DI81 Foot / Ankle Straps XL (10.5 - 13")	\$ 395.00
<input type="checkbox"/> 801DI77 Foot / Ankle Straps XS (5.5 - 6.75")	\$ 395.00	
Armrest		
MC4000TX not compatible with cantilever fold-back locking arms. Swing-away locking side arms not compatible with tilt or side-mounted hip guides.		
Armrest Style		\$
<input type="checkbox"/> 801NP03	Cantilever Fold-Back Locking Arms (17" depth frames only)	STD
<input type="checkbox"/> 801NP04	Long Cantilever Fold-Back Locking Arms (20" depth frames only)	STD
<input type="checkbox"/> Quick Release Cantilever Fold-Back Arms (17" depth frames only)	<input type="checkbox"/> 801NP05 Non-Travel \$ 79.00 <input type="checkbox"/> 801NP10 MC4000TX	STD
<input type="checkbox"/> 801NP09	Long Quick Release Cantilever Fold-Back Arms (20" depth frames only)	\$ 79.00
<input type="checkbox"/> 801NP07	Swing-Away Locking Side Arms (17" depth frames only)	\$ 75.00
<input type="checkbox"/> 801NP08	Long Swing-Away Locking Side Arms (20" depth frames only)	\$ 75.00
Ampad Style		\$
Ampad selection for swing-away locking side arms not required. Arm troughs recommended with quick release arms due to width addition.		
<input type="checkbox"/> 801NP13	10" Arm Pads (compatible with 17" swing-away locking side arms only)	NC
<input type="checkbox"/> 801NP12	14" Arm Pads (not compatible with 17" swing-away locking side arms)	STD
<input type="checkbox"/> 801AM36	Arm Troughs (not compatible with swing-away locking side arms or MC4000TX)	\$ 289.00
Headrest		
Headrest not compatible with MC4000TX		
<input type="checkbox"/> 801HE51	Adjustable Padded Headrest Assembly for Tilt Base with Padded Back Cushion	STD
<input type="checkbox"/> 801HE62	Adjustable Padded Headrest Assembly for Tilt Base with Cloth Back Cushion	\$ 115.00
<input type="checkbox"/> 801HE50	Adjustable Padded Headrest Assembly for Non-Tilt Base with Padded Back Cushion	\$ 415.00
<input type="checkbox"/> 801HE61	Adjustable Padded Headrest Assembly for Non-Tilt Base with Cloth Back Cushion	\$ 530.00
Headrest Accessories		\$
<input type="checkbox"/> 801HE58 Quick Release Knobs for Headrest	\$ 29.00 <input type="checkbox"/> 801Y058 Large Headrest Pad (11.5 x 5.8")	\$ 105.00
Upholstery Color		\$
MC4000TX not compatible with camo green upholstery color. If ordering cloth back with camo green upholstery color, a gray color cloth back will be included.		
<input type="checkbox"/> 801UC40 Gray Color	STD <input type="checkbox"/> 801UC59 Dark Blue Color	NC <input type="checkbox"/> 801UC60 Camo Green
		NC

✓ OPTION	DESCRIPTION			RETAIL
Accessories				
Universal Base		\$	\$	
Commode pan lowering brackets require commode pan. Quick release knobs require a selection of BodyPoint chest and/or hip positioning belt. Solid seat not compatible with splashguards.				
<input type="checkbox"/> 801EJ12	Basic Chest Positioning Belt	\$ 59.00	<input type="checkbox"/> 801EJ15	BodyPoint Hip Positioning Belt L (31 - 41") \$ 199.00
<input type="checkbox"/> 801EJ09	BodyPoint Chest Positioning Belt M (24.5 - 34.5")	\$ 199.00	<input type="checkbox"/> 801EJ16	BodyPoint Hip Positioning Belt XL (32 - 52") \$ 209.00
<input type="checkbox"/> 801EJ10	BodyPoint Chest Positioning Belt L (31 - 41")	\$ 199.00	<input type="checkbox"/> 801BP72	Back Post Extenders (extends posts & back ht by 4") \$ 105.00
<input type="checkbox"/> 801EJ11	BodyPoint Chest Positioning Belt XL (32 - 52")	\$ 209.00	<input type="checkbox"/> 8013A12	Seat Depth Adapters (pair) \$ 115.00
<input type="checkbox"/> 801EJ13	Basic Hip Positioning Seat Belt	\$ 59.00	<input type="checkbox"/> 8013A13	Quick Release Knobs for 1 BodyPoint Belt (1 pair) \$ 20.00
<input type="checkbox"/> 801EJ14	BodyPoint Hip Positioning Belt M (24.5 - 34.5")	\$ 199.00	<input type="checkbox"/> 8013A22	Quick Release Knobs for 2 BodyPoint Belts (2 pair) \$ 40.00
Not Travel Friendly (available for the MC4000TX but may affect transportability)				
<input type="checkbox"/> 801PN16	Commode Pan with Rails (for 17" depth)	\$ 105.00	<input type="checkbox"/> 801IG7	Under-Frame Splashguard (for 17" depth) \$ 239.00
<input type="checkbox"/> 801PN18	Commode Pan with Rails (for 20" depth)	\$ 149.00	<input type="checkbox"/> 801IG10	Under-Frame Splashguard (for 20" depth) \$ 239.00
<input type="checkbox"/> 801PN17	Commode Pan Lowering Brackets (lowers pan by 4")	\$ 95.00	<input type="checkbox"/> 801IG8	Splashguard / Abductor (for front-facing slot only) \$ 275.00
<input type="checkbox"/> 801GU6	Side-Mounted Hip Guides (N/A with S/A Arms)	\$ 395.00		
Non-Travel		\$	\$	

BodyPoint chest harness compatible with tall & narrow back only

<input type="checkbox"/> 801KC18	Laterals (2) (for tall & narrow or cloth back only)	\$ 499.00	<input type="checkbox"/> 801NH117	BodyPoint Chest Harness S (11 - 13") \$ 230.00
<input type="checkbox"/> 801IG9	Directional Under-Frame Splashguard (for 17" width)	\$ 206.00	<input type="checkbox"/> 801NH118	BodyPoint Chest Harness M (13 - 16") \$ 230.00
<input type="checkbox"/> 801IG11	Directional Under-Frame Splashguard (for 20" width)	\$ 206.00	<input type="checkbox"/> 801NH119	BodyPoint Chest Harness L (16 - 19") \$ 230.00
<input type="checkbox"/> 801NH116	BodyPoint Chest Harness XS (9.5 - 11")	\$ 230.00	<input type="checkbox"/> 801NH120	BodyPoint Chest Harness XL (19 - 22") \$ 230.00

MC4000 & MC4200				\$	
<input type="checkbox"/> Drop Rail (specify installation side and frame size) cushion will be manufactured to match slot with drop side	<input type="checkbox"/> 8013A16	Left Side (for 17" depth)	<input type="checkbox"/> 8013A23	Left Side (for 20" depth)	\$ 185.00
	<input type="checkbox"/> 8013A17	Right Side (for 17" depth)	<input type="checkbox"/> 8013A24	Right Side (for 20" depth)	\$ 185.00
	<input type="checkbox"/> 8013A18	Front Side (for 17" width)	<input type="checkbox"/> 8013A25	Front Side (for 20" width)	\$ 185.00

Self-Propelled				\$	
<input type="checkbox"/> Drop Bar (specify installation side and frame size) cushion will be manufactured to match slot with drop side	<input type="checkbox"/> 801SZ16	Left Side (for 17" depth)	<input type="checkbox"/> 801SZ19	Left Side (for 20" depth)	\$ 219.00
	<input type="checkbox"/> 801SZ17	Right Side (for 17" depth)	<input type="checkbox"/> 801SZ20	Right Side (for 20" depth)	\$ 219.00
	<input type="checkbox"/> 801SZ18	Front Side (for 17" width)	<input type="checkbox"/> 801SZ21	Front Side (for 20" width)	\$ 219.00
<input type="checkbox"/> 801AT92	Anti-Tippers for Front-Mounted Wheels	\$ 125.00	<input type="checkbox"/> 8013N10	Carrying Case for 20" Wheels	\$ 185.00
<input type="checkbox"/> 801AT93	Anti-Tippers for Rear-Mounted Wheels	\$ 259.00	<input type="checkbox"/> 8013N11	Carrying Case for 24" Wheels	\$ 195.00
<input type="checkbox"/> 801WL99	Wheel Lock Extension (adds 6" to handle length)	\$ 219.00			

Custom Requests	Notes (optional)
Please see the list below for common custom requests. Please note any of these in your order or contact Nuprodx Customer Service.	
Seat Cushions	Frame Size
Footrest Angle / Length	Back Cushions
Bridge Length	Seat-to-Floor Height
	Leg Height
	Backpost Angle
	Armrest Pad Size
	Hip Pad Size

User Measurement Guide (optional)

If you would like us to have more information about your measurements, please fill out our user measurement guide below.

A	Chest / Lateral Width	
B	Hip Width	
C	Shoulder Height	
D	Seat Depth	
E	Lower Leg Length	
F	Seat to Floor Height	

