













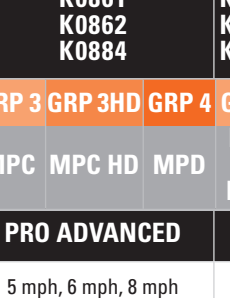
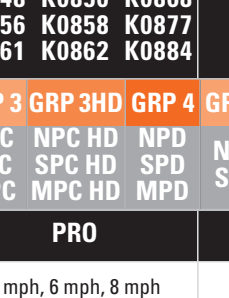
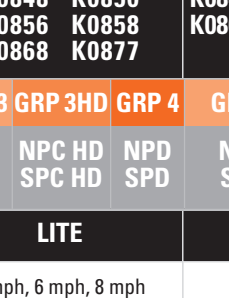
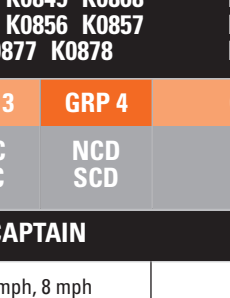
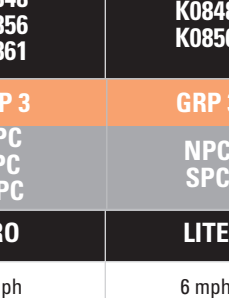

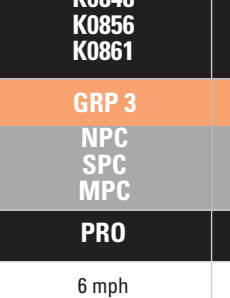
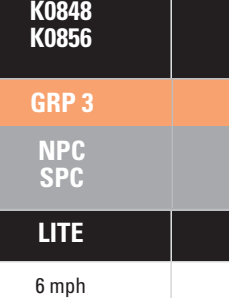

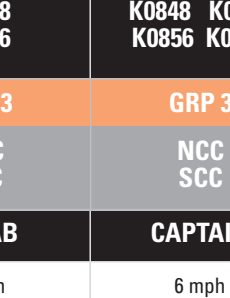


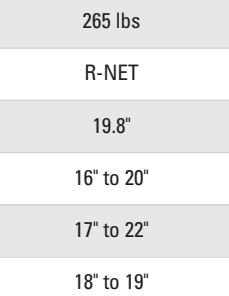
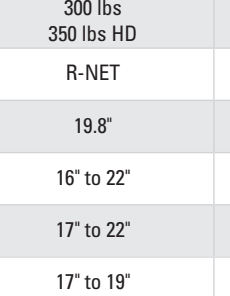
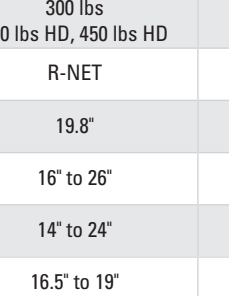
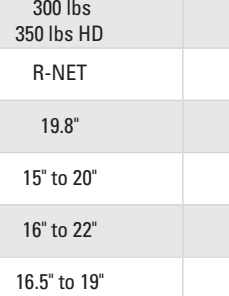
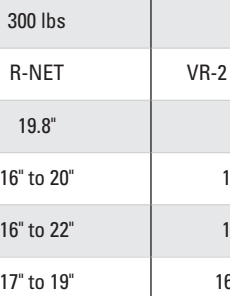
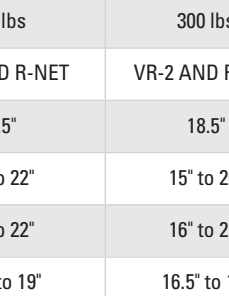
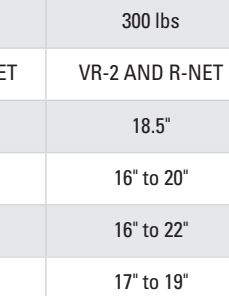
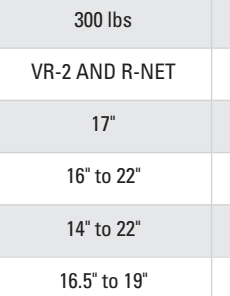
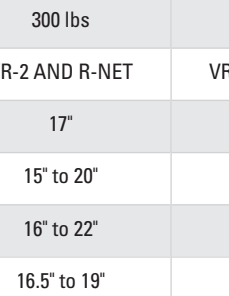
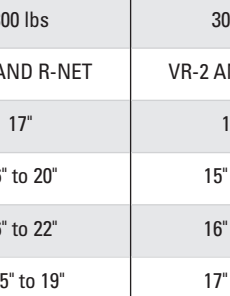
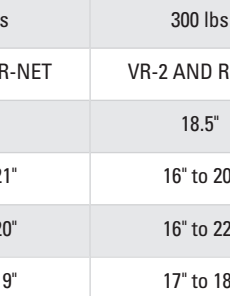


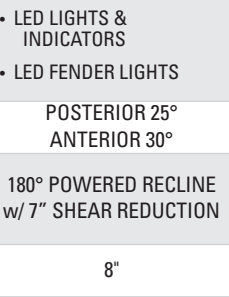
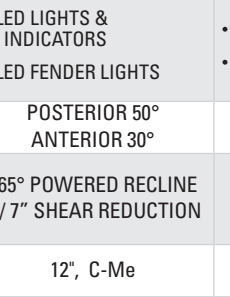
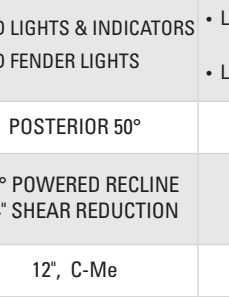

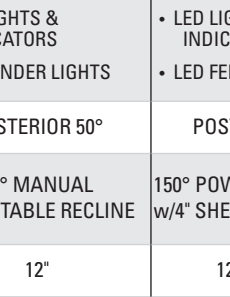
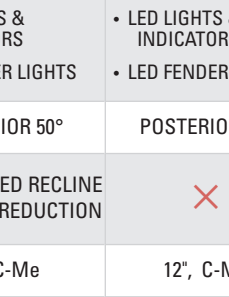
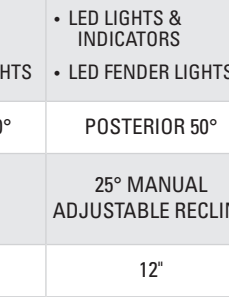
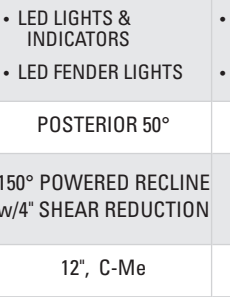

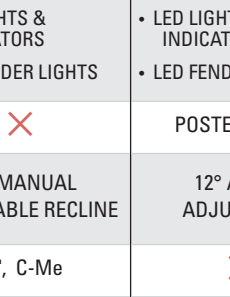

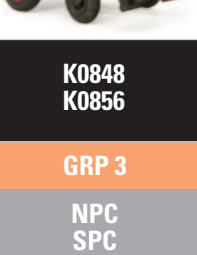

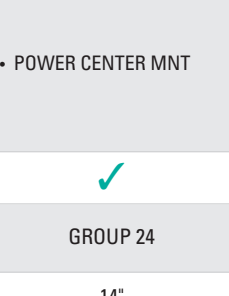
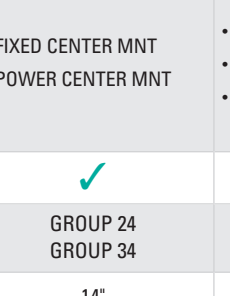
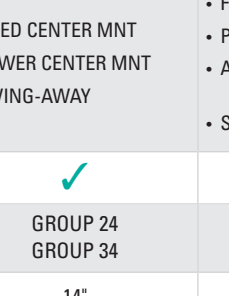
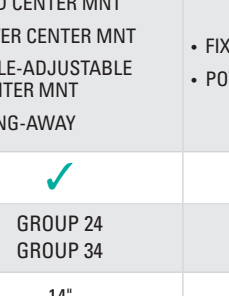
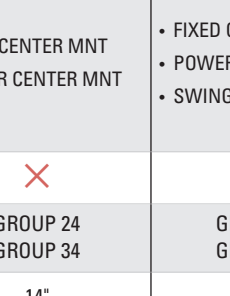
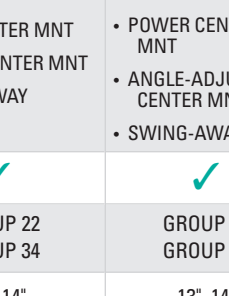
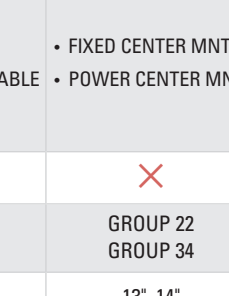
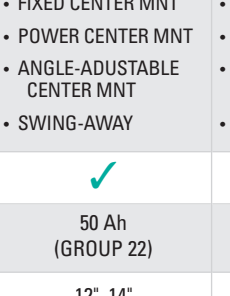
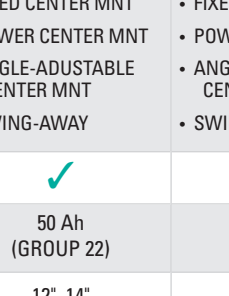
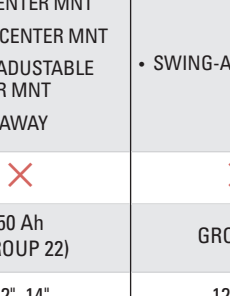
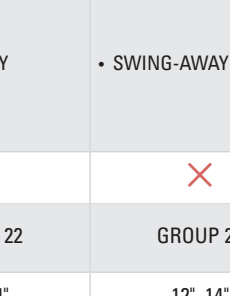

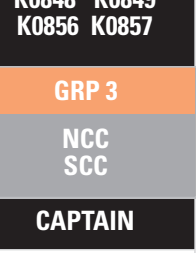
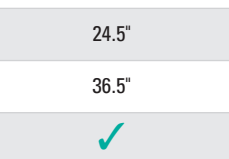

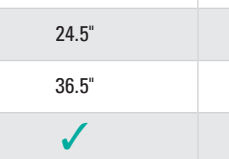
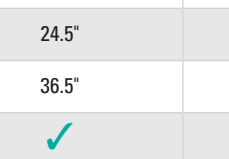

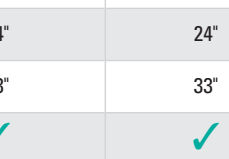
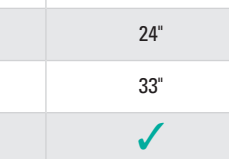



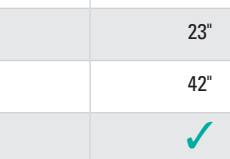

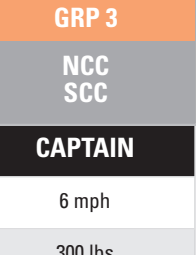




A COMPREHENSIVE
GUIDE TO SELECTING
THE RIGHT QUICKIE
POWER WHEELCHAIR

POWER WHEELCHAIR REFERENCE GUIDE



MODEL CODES	Q700-UP M					Q700 M					Q500 M				Q300 M Mini				Q200 R																																			
1st Digit	MID WHEEL DRIVE					MID WHEEL DRIVE					MID WHEEL DRIVE				MID WHEEL DRIVE				REAR WHEEL DRIVE																																			
N- No Power Seating																																																						
M- Multiple Power																																																						
2nd Digit																																																						
3rd Digit																																																						
C-Captain Seat																																																						
D- Group 4																																																						
HPCPS CODES	K0861 K0884					K0861 K0862 K0884					K0848 K0850 K0868 K0856 K0858 K0877 K0861 K0862 K0884				K0848 K0850 K0856 K0858 K0868 K0877				K0848 K0849 K0868 K0869 K0856 K0857 K0877 K0878				K0848 K0856 K0861				K0848 K0856				K0848 K0849 K0856 K0857				K0848 K0856 K0861				K0848 K0856				K0848 K0849				K0848 K0856				K0848 K0849 K0856 K0857			
MODELS	GRP 3		GRP 4		GRP 3		GRP 3HD		GRP 4		GRP 3		GRP 3HD		GRP 4		GRP 3		GRP 3		GRP 3		GRP 3		GRP 3		GRP 3		GRP 3		GRP 3		GRP 3																					
	MPC	MPD	MPC	MPC HD	MPD	NPC SPC MPC	NPC HD SPC HD MPC HD	NPD SPD MPD	NPC SPC	NPC HD SPC HD	NPD SPD	NCC SCC	NCD SCD	NPC SPC MPC	NPC SPC	NCC SCC	NPC SPC MPC	NPC SPC	NCC SCC	NPC SPC	NCC SCC	NPC SPC	NCC SCC	NPC SPC	NCC SCC	NPC SPC	NCC SCC	NPC SPC	NCC SCC	NPC SPC	NCC SCC	NPC SPC	NCC SCC																					
SEAT TYPE	PRO ADVANCED		PRO ADVANCED		PRO		LITE		CAPTAIN		PRO		LITE		CAPTAIN		PRO		LITE		CAPTAIN		PRO		LITE		CAPTAIN		REHAB		CAPTAIN																							
STD MAX SPEED	6 mph, 8 mph		5 mph, 6 mph, 8 mph		5 mph, 6 mph, 8 mph		5 mph, 6 mph, 8 mph		6 mph, 8 mph		6 mph		6 mph		6 mph		6 mph		6 mph		6 mph		6 mph		6 mph		6 mph		6 mph		6 mph																							
USER WEIGHT CAPACITY	265 lbs		300 lbs 350 lbs HD		300 lbs 350 lbs HD, 450 lbs HD		300 lbs 350 lbs HD		300 lbs		300 lbs		300 lbs		300 lbs		300 lbs		300 lbs		300 lbs		300 lbs		300 lbs		300 lbs		300 lbs		300 lbs																							
ELECTRONICS	R-NET		R-NET		R-NET		R-NET		R-NET		VR-2 AND R-NET		VR-2 AND R-NET		VR-2 AND R-NET		VR-2 AND R-NET		VR-2 AND R-NET		VR-2 AND R-NET		VR-2 AND R-NET		VR-2 AND R-NET		VR-2 AND R-NET		VR-2 AND R-NET		VR-2 AND R-NET																							
TURNING RADIUS ¹	19.8"		19.8"		19.8"		19.8"		19.8"		18.5"		18.5"		18.5"		17"		17"		17"		18.5"		18.5"		18.5"		18.5"																									
SEAT WIDTH	16" to 20"		16" to 22"		16" to 26"		15" to 20"		16" to 20"		16" to 22"		15" to 20"		16" to 20"		16" to 22"		15" to 20"		16" to 20"		16" to 22"		15" to 20"		16" to 20"		15" to 21"		16" to 20"																							
SEAT DEPTH	17" to 22"		17" to 22"		14" to 24"		16" to 22"		16" to 22"		14" to 22"		16" to 22"		16" to 22"		14" to 22"		16" to 22"		16" to 22"		16" to 22"		16" to 22"		16" to 20"		16" to 22"		16" to 22"																							
SEAT-TO-FLOOR HEIGHT	18" to 19"		17" to 19"		16.5" to 19"		16.5" to 19"		17" to 19"		16.5" to 19"		16.5" to 19"		17" to 19"		16.5" to 19"		16.5" to 19"		17.5" to 19"		17" to 19"		17" to 19"		17" to 19"		17" to 18"		17" to 18"																							
LIGHT OPTIONS	• LED LIGHTS & INDICATORS • LED FENDER LIGHTS		• LED LIGHTS & INDICATORS • LED FENDER LIGHTS		• LED LIGHTS & INDICATORS • LED FENDER LIGHTS		• LED LIGHTS & INDICATORS • LED FENDER LIGHTS		• LED LIGHTS & INDICATORS • LED FENDER LIGHTS		• LED LIGHTS & INDICATORS • LED FENDER LIGHTS		• LED LIGHTS & INDICATORS • LED FENDER LIGHTS		• LED LIGHTS & INDICATORS • LED FENDER LIGHTS		• LED LIGHTS & INDICATORS • LED FENDER LIGHTS		• LED LIGHTS & INDICATORS • LED FENDER LIGHTS		• LED LIGHTS & INDICATORS • LED FENDER LIGHTS		• LED LIGHTS & INDICATORS • LED FENDER LIGHTS		• LED LIGHTS & INDICATORS • LED FENDER LIGHTS		• LED LIGHTS & INDICATORS • LED FENDER LIGHTS		• LED LIGHTS & INDICATORS • LED FENDER LIGHTS		• LED LIGHTS & INDICATORS • LED FENDER LIGHTS																							
TILT	POSTERIOR 25° ANTERIOR 30°		POSTERIOR 50° ANTERIOR 30°		POSTERIOR 50°		POSTERIOR 50°		POSTERIOR 50°		POSTERIOR 50°		POSTERIOR 50°		POSTERIOR 50°		POSTERIOR 50°		POSTERIOR 50°		POSTERIOR 50°		POSTERIOR 50°		POSTERIOR 50°		POSTERIOR 50°		POSTERIOR 22°		POSTERIOR 22°																							
RECLINE	180° POWERED RECLINE w/ 7" SHEAR REDUCTION		165° POWERED RECLINE w/ 7" SHEAR REDUCTION		150° POWERED RECLINE w/ 4" SHEAR REDUCTION		X		25° MANUAL ADJUSTABLE RECLINE		150° POWERED RECLINE w/ 4" SHEAR REDUCTION		X		25° MANUAL ADJUSTABLE RECLINE		150° POWERED RECLINE w/ 4" SHEAR REDUCTION		X		25° MANUAL ADJUSTABLE RECLINE		12° ANGLE ADJUSTABLE		25° MANUAL ADJUSTABLE RECLINE		12° ANGLE ADJUSTABLE		25° MANUAL ADJUSTABLE RECLINE																									
SEAT ELEVATOR	8"		12", C-Me		12", C-Me		12", C-Me		12"		12", C-Me		12", C-Me		12"		12", C-Me		12", C-Me		12", C-Me		12", C-Me		12", C-Me		X		X																									
LEGREST	• POWER CENTER MNT		• FIXED CENTER MNT • POWER CENTER MNT		• FIXED CENTER MNT • POWER CENTER MNT • SWING-AWAY		• FIXED CENTER MNT • POWER CENTER MNT • ANGLE-ADJUSTABLE CENTER MNT • SWING-AWAY		• FIXED CENTER MNT • POWER CENTER MNT		• FIXED CENTER MNT • POWER CENTER MNT • SWING-AWAY		• FIXED CENTER MNT • POWER CENTER MNT • ANGLE-ADJUSTABLE CENTER MNT • SWING-AWAY		• FIXED CENTER MNT • POWER CENTER MNT		• FIXED CENTER MNT • POWER CENTER MNT • ANGLE-ADJUSTABLE CENTER MNT • SWING-AWAY		• FIXED CENTER MNT • POWER CENTER MNT • ANGLE-ADJUSTABLE CENTER MNT • SWING-AWAY		• FIXED CENTER MNT • POWER CENTER MNT • ANGLE-ADJUSTABLE CENTER MNT • SWING-AWAY		• FIXED CENTER MNT • POWER CENTER MNT • ANGLE-ADJUSTABLE CENTER MNT • SWING-AWAY		• SWING-AWAY		• SWING-AWAY																											
VENT TRAY	✓		✓		✓		✓		X		✓		✓		X		✓		✓		X		X		X		X		X																									
BATTERIES	GROUP 24		GROUP 24 GROUP 34		GROUP 24 GROUP 34		GROUP 24 GROUP 34		GROUP 24 GROUP 34		GROUP 22 GROUP 34		GROUP 22 GROUP 34		GROUP 22 GROUP 34		50 Ah (GROUP 22)		50 Ah (GROUP 22)		50 Ah (GROUP 22)		GROUP 22		GROUP 22		GROUP 22		GROUP 22																									
DRIVE WHEELS	14"		14"		14"		14"		14"		13", 14"		13", 14"		13", 14"		12", 14"		12", 14"		12", 14"		12", 14"		12", 14"		12", 14"		12", 14"																									
OVERALL BASE WIDTH	24.5"		24.5"		24.5"		24.5"		25"		24"		24"		24"		20.5"		20.5"		20.5"		23"		23"		23"		23"																									
OVERALL LENGTH	36.5"		36.5"		36.5"		36.5"		36.5"		33"		33"		33"		33"		33"		33"		33"		42"		42"		42"																									
OCCUPIED TRANSIT TESTED	✓		✓		✓		✓		✓		✓		✓		✓		✓		✓		✓		✓		✓		✓		✓																									

1. This measurement excludes footplates.

SEDEO® PRO ADVANCED™	SEDEO® PRO™	SEDEO® LITE™	CAPTAIN SEAT
			
A highly specialized and technical seating system, the SEDEO PRO ADVANCED allows for precision fitting for complex clinical needs. Biometric Repositioning and a full range of programmable seating positions make SEDEO PRO ADVANCED the best ergonomic seating from QUICKIE.	Truly modular in design, the SEDEO PRO seating system provides a new level of function, comfort and design. For moderate to complex clinical needs, the SEDEO PRO combines a highly adjustable seat frame with an excellent selection of postural support options.	The SEDEO LITE is an adjustable seat frame with a sleek look. Its minimal design alleviates weight capacity concerns when using aftermarket equipment. Traditional back canes are width-adjustable from 15" to 20" and easily fit JAY® backs. An array of options cover mild to moderate clinical needs, and intuitive adjustability meets individual requirements.	Designed for comfort and convenience, the Captain Seat adjusts in seat depth, legrest placement, and armrest width. The convertible seat pan allows alternate cushion selection, and the backrest has both semi-recline and fold-down capability.

CLINICAL NEED	HIGH	MED TO HIGH	MED TO HIGH	LOW
Q700 M COMPATIBILITY	✓	✓	✓	✓
Q500 M COMPATIBILITY	✗	✓	✓	✓
Q300 M COMPATIBILITY	✗	✓	✓	✓
JAY® SYNCRA™ COMPATIBILITY	✓	✓	✗	✗
BIOMETRIC REPOSITIONING	✓	✗	✗	✗
REMOTE SEATING APP	✓	✗	✗	✗
MEMORY SEATING	✓	✗	✗	✗
PRESSURE RELIEF ALERT REMINDER (PRAR)	✓	✗	✗	✗
POWER RECLINE w/7" of SHEAR (165°)	✓	✗	✗	✗
POWER RECLINE w/4" of SHEAR (150°)	✗	✓	✗	✗
MANUAL RECLINE OPTION	✗	✓	✗	✓
POWER 50° CENTER GRAVITY TILT	✓	✓	✓	✓
ANTERIOR 30° TILT	✓	✗	✗	✗
POWER STANDING	✓	✗	✗	✗
POWER LEGS	✓	✓	✓	✓
12" LIFT	✓	✓	✓	✓
SEAT WIDTH	16" to 22"	16" to 26"	15" to 20"	16", 18", 20"
SEAT DEPTH	17" to 22"	14" to 24"	16" to 22"	16" to 22"
BACKREST HEIGHT	21" to 30"	21" to 30"	18" to 30"	25"

ELEVATE AND DRIVE WITH C-ME® AVAILABLE ON SEDEO PRO ADVANCED, SEDEO PRO, AND SEDEO LITE

No more waiting around or driving at reduced speed when elevated. C-Me enables you to elevate up to 12" while traveling up to 3 mph! You can lift or descend at the touch of a button with no need to stop while transitioning. Just rise-up and go at the same time!