



Rider Information

Name: _____

Phone: _____

Email: _____

Height: _____ **Weight:** _____

Current Chair: _____ **Current Cushion:** _____

Ability/Diagnosis: _____

RGK Contact Authorization:

RGK would like to send you exclusive information, news and promotional offers on RGK.

I would like to be contacted by RGK:

Signature: _____ **Date:** _____

*We do not pass your personal information onto any third party.

Account Information

Account Name : _____

Account #: _____ **PO#:** _____

Contact Name : _____

Phone: _____

Email: _____

Ship to:	Account	Rider
Name: _____		
Address: _____		

RGK Genius: _____		

Design Template

Frame Styles

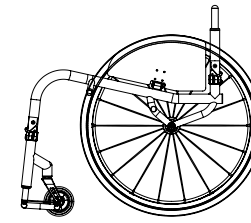
702XZ010 **Octane FX** (Max User Weight 110kg/242lbs. HCPCS K0005)
702XA070 **Open design**

702XW009 **Quote Only** (No CAD for Approval)
702XW011 **Order Only** (No CAD for Approval)
702XW012 **Quote CAD drawing for approval** (1st CAD is NCO.)
702XW010 **Order CAD drawing for approval** (1st CAD is NCO.)

CAD approved by: 702XW013 Customer 702XW014 RGK Genius

\$6,862
STD

STD
STD
NCO
NCO



Open Design

Measurements

Please Note: All RGK chairs are hand built and have a manufacturing tolerance of +/- 5mm (.25). All measurements can be done in 5mm (.25") increments.

Please select either Millimeters or Inches.

Measurements: ☐ Millimeters (mm.) ☐ Inches (in.)

702XY010 **Rear Seat Width** Measured from inside of side guard to inside of opposite side guard. Or outside seat tube to outside of opposite seat tube near backrest. (Min. 250mm/9.84" and Max. 460mm/18.11")

mm. in. mm. in.
Current Chair: New Chair:

702XY020 **Seat Depth/Seat Length** Measured from front of back post to the front edge of seat sling. Frame bend will start .5" in front of seat sling unless Extra Frame Length requested. (Min. 250mm/9.84" and Max. 470mm/18.5")

Current Chair: New Chair:

702XY030 **Extra Frame Length** Measured from front edge of seat sling to beginning of Front frame bend. (Max. 470mm/18.5" Seat length + Extra seat length)

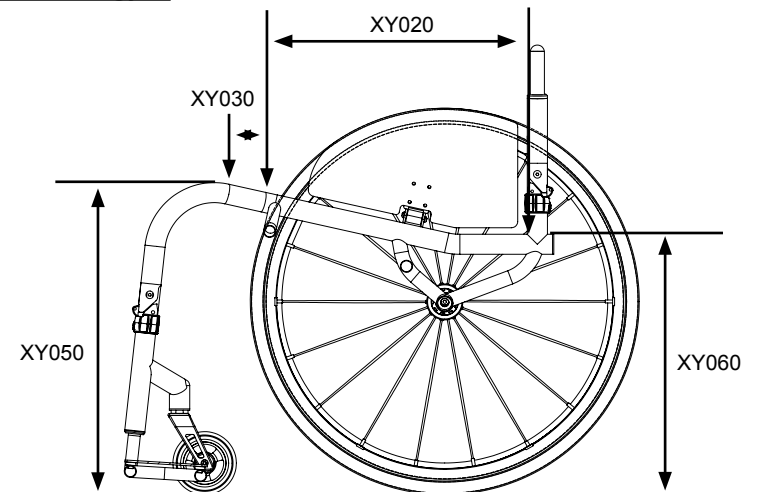
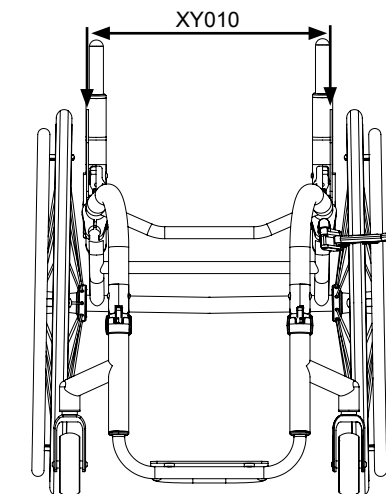
Current Chair: New Chair:

702XY050 **Front Frame Height** Measured from floor to apex of seat tube. (Min. 480mm/18.89" and Max. 550mm/21.65")

Current Chair: New Chair:

702XY060 **Rear Frame Height** Measured from floor to top of seat tube at back edge of seat sling. (Min. 360mm/14.17" and Max. 550mm/21.65")

Current Chair: New Chair:



Design Template

702XY070 Occupied Frame Length/Frame Length Measured from the front of the backrest tube to the front edge of the footrest. (Min. 390mm/15.35" and Max. 635mm/25")

Current Chair: New Chair:

702XY072 Caster Stem Position Measured from the front edge of the footrest to the centerline of the caster barrel. **702XY073** RGK to Optimize:

Current Chair: New Chair:

702XA020 Ergonomic Seat Measured from front of back post to beginning of upward bend of seat tube. \$88

Current Chair: New Chair:

702XY080 Front Seat Taper/Seat Taper Design Measured from inside of front frame tube at the front frame bend to inside of opposite front frame tube at the front frame bend. **702XY081** RGK to Optimize.

Current Chair: New Chair:

702XY115 Front Footrest Height Measured from ground up to the top of the Front footrest tube or cover.

Current Chair: New Chair:

702XY120 Rear Footrest Height Measured from ground up to the top of the Rear footrest tube or cover. Standard is 20mm less than Front Footrest Height.

Current Chair: New Chair:

702XY125 Footrest Length Measured from front edge of footrest to back edge of footrest. (160mm and over requires heavy duty upgrade)

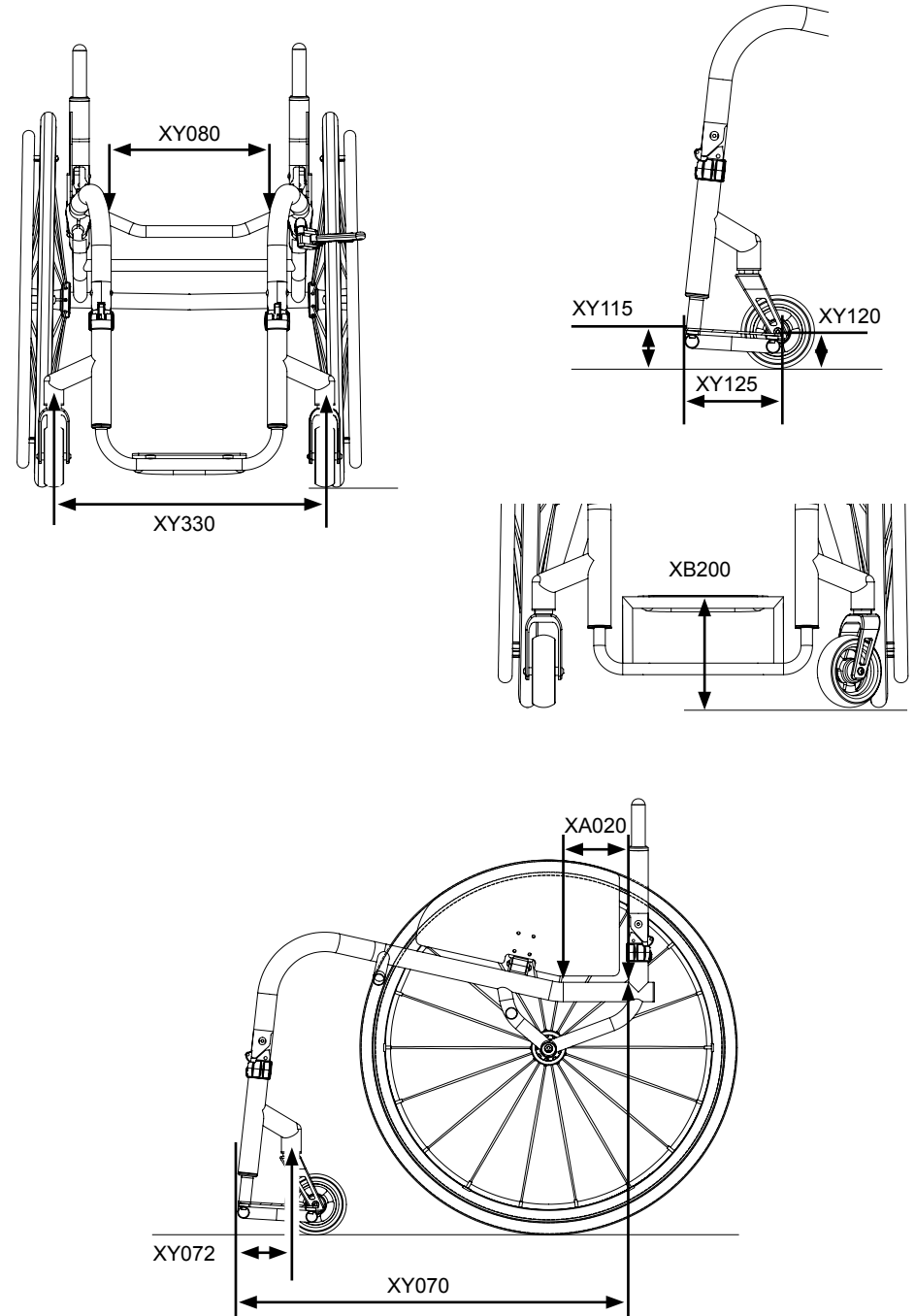
Current Chair: New Chair:

702XB200 High Mount Footrest/High Level Footrest Measured from ground up to the top of the Front footrest tube or cover. \$154

Current Chair: New Chair:

702XY330 Stem Bolt/Caster Pin Width Measured from centerline of caster pin to the centerline of the opposite caster pin. **702XY331** RGK to Optimize:

Current Chair: New Chair:



Design Template

702XY231 **Backrest Height** Measured from top of seat tube at rear of frame to top of back-post.

Current Chair: New Chair:

702XY360 **Backrest Angle** Measured as the angle from top front of the backrest tube to the floor. (Max. -10° to +10°) -5° -3° 0° 3° 5°

Current Chair: New Chair:

702XG110 **Inward Taper** Measured from inside backrest tube to inside of opposite backrest tube at the top of the backrest. \$88

Current Chair: New Chair:

702XG100 **Ergonomic Backrest** Measured from top of seat tube at rear of frame to the start of the rearward bend of back-post. \$88

Current Chair: New Chair:

702XG120 **Outward Flare** Measured from inside backrest tube to inside of opposite backrest tube at the top of the backrest. \$88

Current Chair: New Chair:

702XY390 **Camber Angle** Place a straight edge across the outside of rear wheel and use an angle finder to show the degree of camber.

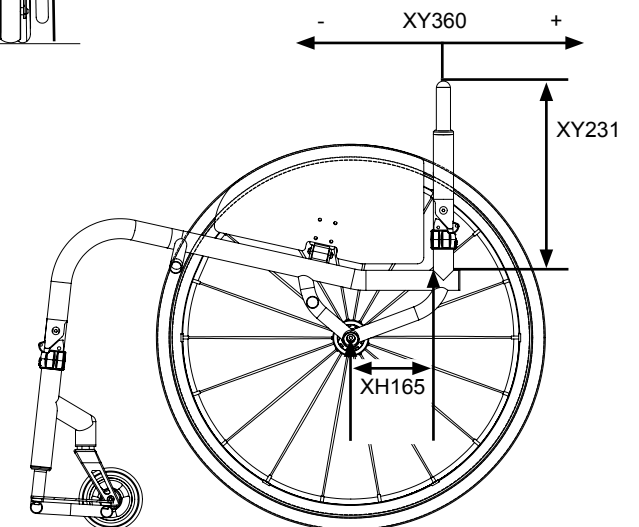
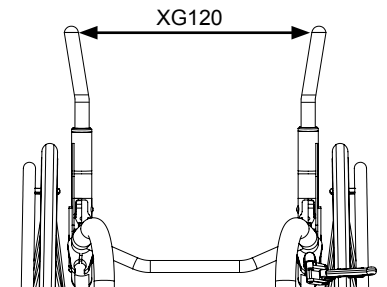
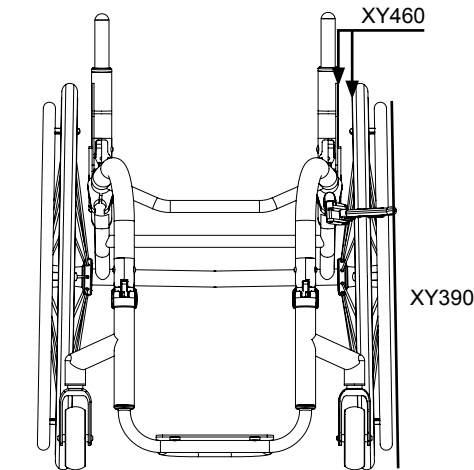
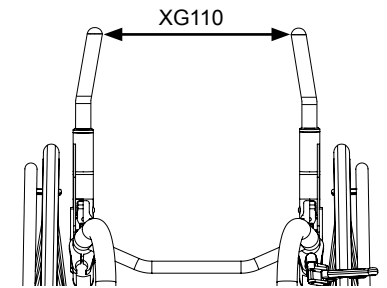
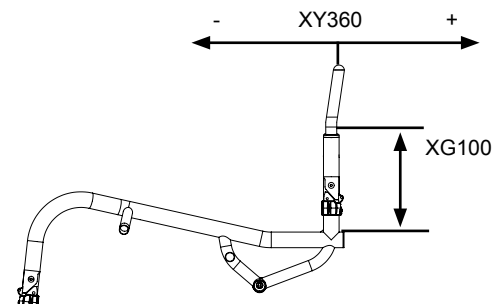
Current Chair:	0°	New Chair:	702XY396	0°
	1°		702XY397	1°
	2°		702XY398	2°
	3°		702XY399	3°
	5°		702XY400	5°

702XH165 **Center of Gravity** Measured from front of back post at the seat tube to the centerline of the rear axle.

Current Chair: New Chair:

702XY460 **Rear Wheel Gap** Measured from outer most point of chair (seat back post, side guard or armrest) to inside of rear tire.

Current Chair:	6"(15)	New Chair:	702XY464	.6"(15)
	.78"(20)		702XY465	.78"(20)
	1"(25)		702XY466	1"(25)



Footrest Design

702XY100	Round Design	STD
702XY105	Square Design	NCO

Footrest Styles

702XB080	Tubular footrest welded into frame aluminum plate (No height adjustment)	STD
702XB110	Tubular footrest welded into frame with carbon fiber footplate (No height adjustment)	\$145
702XB050	Lightweight 3k Carbon Fiber Footrest cover	STD
702XB155	Lightweight Spinergy CX6 Cast Carbon Fiber Footrest cover	NCO
702XB120	Clamp-on aluminum plate footrest (Angle and height adjustment)	STD
702XB165	Rubber grip tape (3M Safety walk. Not available with 702XB030)	\$41

Front Wheels

702XC060	Aluminum Center 4"x1.3" (Black hub only)	STD
702XC110	Aluminum Center 4"x1" (Silver hub only)	\$140
702XC135	Aluminum Center 4"x1.25"	\$140
702XC1131	Sliver hub & black tire	
702XC1132	Black hub & black tire	
702XC1133	Purple hub & black tire	
702XC1134	Green hub & black tire	
702XC1135	Red hub & black tire	
702XC1136	Blue hub & black tire	
702XC155	4" x 1.25" Spinergy CX6 Cast Carbon fiber front wheel	\$140
702XC156	Cerakoted Spinergy CX6 Cast Carbon fiber front wheel (Hub only. See Cerakot color options on page 6)	\$93
702XC070	Soft roll 5"x1.3"	NCO
702XC100	Pneumatic Aluminum Center 5"x1"	\$156
702XC120	Aluminum Center 5"x1"	\$140
702XC140	Aluminum Center 5"x1.4" (Sliver hub & black tire)	\$140
702XC145	Aluminum Center 6"x1.4" (Sliver hub & black tire)	\$140

Forks

702XC190	Low Ride Fork	STD
702XC192	High Trail fork	NCO
702XC210	Froglegs suspension fork	\$508
702XC211	Black fork	STD

Wheel Lock

702XD020	Underseat Scissor	NCO
702XD030	Compact Scissor	\$108
702XD035	Compact Scissor with Direct Mount	\$129
702XD050	Push To Lock	NCO
702XD085	Eagle (Indicate color)	\$237
702XD086	Eagle with Direct Mount (Indicate color)	\$259
702XD088	Black	
702XD089	Purple	
702XD090	Red	
702XD091	Blue	
702XD010	Omit Wheel Lock	NCO

Side Guards

702XE080	Lift out aluminum	\$445
702XE130	Fold flat aluminum	\$385
702XE100	Lift Out 3k Carbon Fiber	\$604
702XE106	Lift Out Spinergy CX6 Cast Carbon fiber	\$604
702XE150	Fold flat 3k carbon fiber	\$626
702XE155	Fold flat Spinergy CX6 Cast Carbon fiber	\$626
702XE120	Lift out ABS plastic	\$290
702XE170	Fold flat ABS plastic	\$385
702XEM05	25mm above tire (Follow tire)	NCO
702XEM06	Individual above tire (Follow tire - max. 25mm)	NCO
702XEM02	Level with tire	STD
702XEM07	Side guard length	STD
702XEM08	Side guard height	STD
702XE090	Lift out aluminum with fender	\$482
702XE140	Fold flat aluminum with fender	\$423
702XE110	Lift Out 3k Carbon Fiber with fender	\$702
702XE211	Lift Out Spinergy CX6 Cast Carbon fiber with fender	\$702
702XEM03	10mm above tire	NCO
702XEM01	Individual above tire (Follow tire - max. 25mm)	NCO
702XEM09	Center of tire	STD
702XEM10	Outside of tire	NCO

Armrest

702XF010	Lift out armrest with plastic sideguard	Height (Top of seatrail to top of armrest)	\$498
702XF020	Lift out armrest with aluminum sideguard	Height (Top of seatrail to top of armrest)	\$498

Backrest Height

702XY230	Fixed height	STD
702XY245	Adjustable height (Maximum height 15.75(400) Range: +/- 25mm)	\$146

Backrest Design

702XG060	Folding backrest with Q Lock	STD
----------	-------------------------------------	-----

Push Handles

702XG070	Screw in push handles (Not available with 702XY245)	\$170
702XG080	Flip down push handles (Not available with 702XY245)	\$261
702XG085	Flip down push handles height adjustable (Not available with 702XY245)	\$289
702XG097	Integrated push handles	\$289

Center of Gravity

702XH110	Square back adjustable of gravity (Range: 25mm - 150mm)	STD
702XH120	Round back adjustable of gravity (Range: 60mm - 150mm)	NCO
702XH090	V-Style fixed center of gravity (Range: 25mm - 125mm)	\$364

Axle Pin Options

702XK227	Standard axle pin	STD
702XK226	Titanium 100mm quick release axle pin	\$198
702XK220	Titanium 130mm quick release axle pin	\$124
702XK240	Quad release axle pin	\$171

Anti-Tip

702XJ010	Swing-away anti tip LEFT side (Only available with square back adjustable center of gravity. Not available with 702XH140)	\$156
702XJ020	Swing-away anti tip RIGHT side (Only available with square back adjustable center of gravity. Not available with 702XH140)	\$156
702XJ100	Single sport anti-tip (Centered mounted)	\$482

Frame Finishes

Non painted finishes

702XN030	Bead blast frame	STD
702XN050	Polished frame	\$722

Painted finishes

702XN500	CeraKote frame	\$180
702XN600	CeraKote components (Component color will match frame if not otherwise specified. Components include: Forks, Wheel Lock clamps, and Camber Tube clamps.)	\$180
702XN800	CeraKote Spinergy wheels (See Rear Wheel Type on page 8. Hubs and Rims are CeraKoted on Rear Wheels, Hubs on Front Wheels.)	\$332

Frame	Components	Spinergy	Colors	Frame	Components	Spinergy	Colors
702XN501	702XN601	702XN801	Midnight Black	702XN509	702XN609	702XN809	Rose Gold
702XN502	702XN602	702XN802	Java Bronze	702XN510	702XN610	702XN810	Retro Blue
702XN503	702XN603	702XN803	Pure Titanium	702XN511	702XN611	702XN811	Hot Pink
702XN504	702XN604	702XN804	Fire Red	702XN512	702XN612	702XN812	Wicked Green
702XN505	702XN605	702XN805	Prime Blue	702XN513	702XN613	702XN813	Bright White
702XN506	702XN606	702XN806	Sahara Gold	702XN514	702XN614	702XN814	Tangerine Orange
702XN507	702XN607	702XN807	Black Cherry	702XN515	702XN615	702XN815	Sunbeam Yellow
702XN508	702XN608	702XN808	Fresh Green	702XN516	702XN616	702XN816	Matte Navy

Accent Color

702XN251	Black	STD
702XN253	Red	NCO
702XN255	Purple	NCO
702XN252	Silver	NCO
702XN254	Blue	NCO
702XN250	Individual Accent Color	\$190

Seat Upholstery

702XP040	Seat Sling Adjustable Strap	STD
702XR050	Carbon Fiber Seat Plate	\$371

Back Upholstery

702XP050	Airtech Adjustable Strap	NCO
702XP060	Backrest upgrade to black full leather	\$381
702XP070	Backrest upgrade to black leather corners	\$132
702XP110	Backrest zip pocket	\$98

Design Template

RGK Backrest Logo Color				
702XP557	White (Standard if nothing selected)			STD
702XP558	Red			STD
702XP559	Black			NCO
702XP560	Blue			NCO
702XP561	Purple			NCO
702XP562	Individual	Pantone color number		NCO
Rear Wheel Size				
702XY420	24" (540) Rear wheel size	702XY430	25" (559) Rear wheel size	STD
Rear Wheel Type				
702XK015	Proton (Not available with Spinergy anodized color options.)			STD
702XK320	Spinergy XLX (12 spoke, cross radial spokes.)			\$869
702XK050	Spinergy LX (12 spoke)			\$826
702XK060	Spinergy SPOX (18 spoke. Not available with Spinergy anodized color options or spoke colors, purple, orange, pink and green.)			\$622
702XK070	Spinergy BLXL (18 bladed spoke.)			\$912
702XK150	Spinergy CLX (18 bladed spokes, carbon fiber rim. Spinergy color option available on hub only. Not available with silver hub)			\$1,642
702XK330	RGK EXCLUSIVE Spinergy CX6 Cast Carbon fiber (Cast Carbon Fiber Hub, Matte Black Carbon Fiber Rim and Black Bladed Spokes with 2 White Bladed Spokes Around Valve Stem. Not available with Spinergy anodized color options.)			\$1,841
Spinergy spoke colors				
702XK650	Black			STD
702XK651	Red			NCO
702XK652	Purple			NCO
702XK653	White			NCO
702XK654	Blue			NCO
702XK655	Orange			NCO
702XK656	Yellow			NCO
702XK657	Pink			NCO
702XK658	Green			NCO
702XK180	Individual spoke design			\$193
Spinergy anodized colors (Rims and Hubs are anodized not spokes, on Spinergy BLXL (702XK075), Hubs only on 702XK150)				
702XK190	Black			STD
702XK202	Purple (LX, XLX & BLXL only)			\$301
702XK203	Blue (LX, XLX & BLXL only)			\$301
702XK201	Red (LX, XLX & BLXL only)			\$301
702XK204	Gold (LX, XLX & BLXL only)			\$301
702XK205	Individual hub/rims			\$349
Supply Without Rear Wheels				
702XK040	Omit Rear Wheels			-\$203
	702XK041 Wheel Type:		702XK042 Tire Type:	
Handrims Style				
702XY485	Tab Length Wide			STD
702XY480	Tab Length Narrow			NCO
	702XL090	Remove excess mounting tabs (Recommended for small rear wheel gaps 702XY460)		\$111
702XL010	Aluminum Hard Anodized 6 Tab			STD

Design Template

702XL160	Elipse Ergonomic 6 Tab				\$551
702XL020	QGrip 6 Tab				\$312
702XL040	Titanium 6 Tab				\$265
702XL035	Natural-Fit LT				\$592
702XL150	Carbolife Gekko				\$474
702XL170	Carbolife Curve L				\$412
702XL180	Carbolife Curve L Tetra				\$527
702XL190	Carbolife Quadro				\$527
702XL200	Spinergy TC				\$438
702XL210	Spinergy TC Max				\$514
Tires					
702XM060	Schwalbe One (Lightest option)				\$105
702XM150	IRC EXERACER				\$49
702XM010	Kenda	702XM011 Grey	702XM012 Blue	702XM013 Red	STD
702XM020	Schwalbe Marathon Plus				\$75
702XM040	Shox Solid Tire				\$118
702XM050	Kenda K885 Mountain Bike Tire				\$29
Inner Tubes					
702XY500	Schraeder Valve Inner Tube				STD
Cushions					
702XP080	Cushion foam				\$91
	Density	702XP001 Soft	702XP002 Medium		
	Thickness	702XP003 50mm	702XP004 75mm	702XP005 100mm	
Cushion Covers					
702XP085	Nylon Cushion Cover (Black)				STD
702XP090	Airlite Cushion Cover (Black)				\$70
Jay Products - Please Include Jay Order Form					
702XP900	Jay Cushion	Refer to Jay Order Form			
702XP910	Jay Backrest	Refer to Jay Order Form			
Empulse Products - Please Include Empulse Order Form					
702EP100	Ⓢ Empulse Add-On Power-Assist Devices (IN11- USEWITHRGK)		Ship with chair	or	Ship seperate from chair (uninstalled)
	F35 - Pull Device				
	M90 - Wheel Add-On				
	R90 - Push-Assist				
Accessories					
702XR080	Frontwheel Assembly (Only with 702XB010, 702XB080, 702XB150)				\$802
702XP120	Black Frame Protectors Neoprene Zip Fasten (Black)				\$79
702XP420	Black Frame Protectors Nylon Velcro Fasten (Black)				\$53
702XR010	Black Seat Pouch Velcro Attach (Black)				\$41
702XR200	Black Rucksack with RGK Logo (Black)				\$70

Design Template

702XR100	FX carry bag			\$370
702XR090	Tool Kit			STD
702XS060	Calf Strap			STD
	Military Service Patches			\$116
	1112VU1 US Marine Patch	1112VU2 US Army Patch	1112VU3 US Navy Patch	
	1112VU4 US Air Force Patch	1112VU12 US Coast Guard Patch	112VU5 Purple Heart Patch	

Ordering Information

Estimated MSRP*

Quote

Order

(*Price does not include any one off requested options)

Specification Notes

