

# LECKEY Mygo Seating System

## Sample Letter of Medical Necessity



### Introduction

*(Describe your relationship with the client, their disability, and the product requested)*

As \_\_\_\_\_'s therapist, I am requesting insurance funding for a Leckey Mygo Seating System. This DME has been prescribed by \_\_\_\_\_'s physician and is a medical necessity that would not be used in the absence of disability, illness, or injury. A seating system is an essential part of his/her postural management program. It will support \_\_\_\_\_ in a symmetrical, functional position enabling him/her to partake in many typical activities of daily living (ADL) such as feeding, eating, and playing. Correct seating will also improve communication and socializing with family and friends, thereby promoting both neurological and musculoskeletal development.

What follows is a breakdown of \_\_\_\_\_'s clinical needs.

## Diagnosis & Disability

*(Describe the ability to sit, stand, walk, and transfer including the amount of assistance needed for each activity. Where appropriate, describe other related equipment in use, such as mobility device, patient lift, etc.)*

\_\_\_\_\_ is a \_\_\_\_\_- year old boy/girl who was diagnosed with Cerebral Palsy at age 2 years.

Sensory and Comms: He/she has sensory integration disorder and presents with reduced cognition. He/she is non-verbal with greatly delayed communication and social skills.

Strength and tone: \_\_\_\_\_ has fluctuating tone with decreased strength in his/her trunk. He/she has some degree of passive postural control in his/her head and upper trunk but has extremely limited active and reactive control. He/she has limited motor control of his/her upper and lower limbs and is unable to use cutlery, hold a pencil, sit, stand, or walk independently.

Range of Movement: \_\_\_\_\_ has bilateral hip flexion contractures of 10 degrees and knee flexion contractures of 15 degrees. His/her legs are windswept to the right, and he/she has a reducible scoliosis convex to the left.

Surgery and medications: \_\_\_\_\_ has had bilateral tenotomies last year and receives Botulinum-A injections every 6 months.

Equipment and transfers: \_\_\_\_\_ has a standing frame, a toileting aid, and a medical stroller. He/she wears AFOs for 4-5 hours/day and is currently lifted for transfers.

## What are the implications for the child and caregivers without a Mygo Seating System? *(Include how the child is currently supported)*

\_\_\_\_\_ does not have sufficient postural control to sit in a standard chair. He/she adopts a posterior pelvic tilt with thoracic kyphosis and chin poke. This means that he/she is missing opportunities to develop fine and gross motor control through everyday activities such as playing, feeding, and drinking. He/she is also missing out on communication and interaction with friends and family as he/she sits in a passive reclined position in his/her medical stroller.

\_\_\_\_\_’s family has tried to support him/her at a regular table and chair for short periods, but this is awkward and uncomfortable for them, and due to sudden uncontrolled movements, they have concerns for his/her safety. \_\_\_\_\_ does not have alternative seating at home so when he/she lies on a sofa or lies on the floor, the family must bend over to pick him/her up. Both of these circumstances are causing issues with back pain and strain, which will increase as he/she gets bigger, and would put the caregivers at risk of future personal injury claims and \_\_\_\_\_ at increased risk for a fracture or injury in the event of a fall.

\_\_\_\_\_’s muscle tone is asymmetrical causing him/her to have a reducible scoliosis. If left unsupported he/she is at risk of developing a spinal deformity which is associated with hip migration, surgery, and pain. He/she is also at risk of developing hip, knee, and ankle joint contractures.

## What are the clinical benefits of the Mygo Seating System?

*(Explain how this product would specifically benefit your client, in terms of mental and physical wellbeing. Adjust the suggestions below to suit the individual benefits to the child)*

The benefits of the Mygo Seating System for \_\_\_\_\_ are as follows:

**Posture:** A review by Chung et al (2008) on the effect of adaptive seating on sitting posture/postural control in children with cerebral palsy found that significant improvements in posture were reported using seat inserts, external supports, and modular seating systems.

**Joint stability:** Hip displacement is a known risk for children with limited motor ability. Occurring as young as 2-3 years, it is associated with many negative side effects in sitting, sleeping, and with hygiene. An expert review (McClellan, 2014) of the evidence for positioning equipment as a means to prevent hip migration recommended that seats should have: lateral supports at the pelvis, trunk, and head, shaped seat to encourage abduction and external rotation, and aligned foot position. For children aged 0-2 years, daily use is recommended while for children aged 2-6 years, up to 6 hours/day is recommended for 'feeding, fine motor control, interaction and mobility'.

**Function:** In 2017 Sahinoğlu compared the effectiveness of seating adaptations on postural alignment and function and reported significant favorable benefits to improved head, trunk, and foot control as well as arm and hand function using seating systems compared to standard chairs.

**Attention:** An investigation by Surkar (2015) into the effect of supportive seating showed that support improved both attention and engagement in activities.

The following describes how the Mygo Seating System meets these requirements.

## What are the equipment and accessory requirements?

*(What are you requesting funding for? Which components are required to meet the needs?)*

The Mygo Seating System is an adjustable seating system, available in 2 sizes, for children aged 3–10 and 8-14 with a maximum user weight of 60kg or 132 lbs. It is designed and manufactured as durable medical equipment and is a registered medical device. Key features of the Mygo Seating System are:








1. Depth and height adjustable seat shell to easily accommodate 6-7 years of growth.
2. Clinically superior leg supports that will accommodate hip abduction, tight hamstring muscles, femoral leg length difference, or windswept deformity.
3. Dynamic backrest to accommodate extensor tone or sensory issues
4. Foot pedal operated Hi-Low chassis to enable the child to be close to their peers on the floor or higher up for table activities. Tilt feature for change in position or assist with head control.
5. Flexible sacral pad and shoulder protraction supports that provide unique proximal positioning thereby maximizing upper limb function
6. Secure pelvic positioning with a 4-point belt or pelvic cradle
7. Chest and hip laterals which can be individually positioned to apply 3-point loading to correct a flexible scoliosis or at equal heights to simply maintain the trunk in the midline
8. Multi-adjustable foot supports and sandals that can correct or accommodate plantarflexion, dorsiflexion, or internal and external rotation as required





These features combine to optimize function, stability, and comfort.








## Components of the Leckey Mygo Seating System



*(Delete components that you are NOT requesting)*

Consequently, to meet \_\_\_\_\_'s needs for postural support, I am requesting funding for the Leckey Mygo Seating System with the features and accessories set out below.

Item	Description of Medical Necessity
<p data-bbox="325 136 470 165">Seat Shell</p> 	<p data-bbox="715 136 1257 383">Size 1 Mygo seat shell includes a seat base with depth adjustment, fixed seat back, seat back reclining mechanism, seat base hip guides/support, seat base medial thigh guides, and seat base leg adductors.</p> <p data-bbox="715 427 1217 528">Size 2 has longer seat depth and additional shoulder protraction as standard.</p>
<p data-bbox="272 528 523 562">Mygo Seat Cover</p> 	<p data-bbox="715 528 1246 640">Removable covers can be machine-washed and tumble-dried at a low temperature.</p>
<p data-bbox="121 730 679 801">Hi-Low Chassis Foot Pedal Operated - Includes Push Handle</p> 	<p data-bbox="715 730 1286 1021">Hi-low chassis can adjust from floor to table height allowing the child to enjoy a wide range of activities from circle time to family meals. The chassis has an angle adjustment for tilt in space for relaxing or head control. All adjustments can be made safely with the child in the seat.</p>
<p data-bbox="188 1043 611 1077">Mobility Base Interface Plate</p> 	<p data-bbox="715 1043 1273 1357">The ZIPPIE IRIS or ZIPPIE TS are mobility-based options for the Mygo Seating System. This provides consistent postural support to optimize function while exploring out and about. The seating system is detachable, making it transferrable from base to base depending on the child's activity and needs.</p>
<p data-bbox="188 1379 611 1413">Pelvic Harness and Brackets</p> 	<p data-bbox="715 1379 1289 1559">The 4-point pelvic harness with integral hip guides gives a secure, stable base of support, is cushioned for comfort, and can be adjusted to ensure a mid-line position.</p>
<p data-bbox="196 1592 603 1626">Pelvic Harness Spacer Pads</p> 	<p data-bbox="715 1592 1241 1671">Padded pelvic spacer pads stabilize the pelvis of smaller children.</p>
<p data-bbox="300 1805 491 1839">Pelvic Cradle</p> 	<p data-bbox="715 1805 1265 1984">The innovative pelvic cradle wraps around the buttocks and posterior of the pelvis for optimum proximal positioning for children with high tone.</p>

<p>Hip Laterals</p> 	<p>The hip guides provide firm support to secure the pelvis in the center of the seat base. Together with the laterals they can apply 3-point loading to correct reducible scoliosis and keep the trunk in midline.</p>
<p>Dynamic Backrest</p> 	<p>A dynamic backrest opens the hip joint angle and reclines the backrest for children with high extensor tone or who would benefit from the sensory feedback for behavioral reasons. It is available in 100N.</p>
<p>Sandals (Pair)</p> 	<p>Sandals screw onto the individual angle adjustable footplates to accommodate plantar/dorsi flexion, and internal or external rotation with straps to accommodate different shoe sizes or AFOs. Optional sandal raisers are also available to optimize lower extremity support.</p>
<p>Knee Pads (Pair)</p> 	<p>Soft flexible knee pads can be positioned either on top of the thigh or anterior to the knee to control the femurs and help stabilize the pelvis.</p>
<p>Trunk Harness</p> 	<p>The trunk harness gives anterior and lateral support to the chest, up to the shoulder level, and fits discretely into the trunk laterals. Available in 3 sizes.</p>
<p>Flip-Away Laterals with Cover</p> 	<p>Flip-Away lateral supports are individually height and depth adjustable and can be offset to correct reducible scoliosis or used symmetrically to maintain the trunk in the midline. They can be flipped out of the way to make transfers easier.</p>
<p>Rigid Laterals with Cover</p> 	<p>Cushioned lateral supports are individually height and depth adjustable and can be offset to correct reducible scoliosis or used at equal height to maintain the trunk in the midline.</p>

<p>Complex Flip-Away Laterals</p>  <p>Horizontal Vertical</p>	<p>The complex Flip-Away lateral supports are versatile trunk lateral that have independent angle, depth, and height adjustment. They can be positioned in a horizontal or vertical orientation to provide the child with trunk support individualized to their shape.</p>
<p>Chest Support – Black</p> 	<p>An optional chest harness can help maintain an upright posture without inhibiting functional movement.</p>
<p>Contoured Headrest</p> 	<p>The Contoured headrest is compatible with a number of head supports. For individuals with moderate head control, the contoured headrest has multiple adjustments that ensure the correct support for the head and neck and has easy-to-clean covers.</p>
<p>Flat Headrest</p> 	<p>The cushioned headrest is width, depth, and height adjustable to provide the optimum placement for each child. It comes with easy-to-clean covers.</p>
<p>Flat Headrest Laterals with Covers</p> 	<p>For those who require greater assistance with head control, the laterals attach to the flat headrest to maintain the head in a central position when upright or tilted.</p>
<p>Tray</p> 	<p>By propping the arms up, the tray can be used to stabilize the trunk up to the shoulder girdle and help to develop head control as well as provide a support surface for active involvement in activities and daily tasks.</p>
<p>Padded Tray Insert – Black</p> 	<p>A padded tray insert fits inside the lip of the tray to provide extra cushioning for those prone to skin breakdown or discomfort caused by the hard surface against the hands and elbows.</p>

<p>Grab Rail / Toy Bar for Tray</p> 	<p>A grab rail can help stabilize athetoid movements or can be used to attach toys and encourage sensory play.</p>
<p>Shoulder Support</p> 	<p>The contoured shoulder support angle adjusts for children who require supportive shoulder protraction to bring their hands to midline for learning or play. Standard on Size 2 Mygo.</p>

**What alternatives are available but not suitable?**

*(Give at least one example of another product that is similar but does not have as many features or benefits. This could also be a type of therapy in place of a product)*

Less costly alternatives have been considered or trialed. A similar product is the \_\_\_\_\_. It features 2 base options and is adjustable for growth, however, it does not provide the same high level of proximal support such as the flexible sacral pad and adjustable shoulder protraction support which are available for the Mygo Seating System. There is also a limited range of accessories and is not suitable for outdoor bases. The Mygo Seating System has been designed around the social and emotional needs of the child as well as the clinical benefits of supportive seating.

**Summary/conclusion.**

Seating systems are an essential part of 24-hour postural management. They confer a range of benefits to children including improvements in concentration and attention, upper limb function, assist joint formation, and provide postural stability. The associated social and cognitive benefits of sitting comfortably and being able to interact with family and peers will improve sleep, communication, and general well-being. The Mygo seat is a versatile seating system that offers clinically superior postural support, such as adjustable sacral and shoulder supports, and unique leg supports that accommodate hip abduction, tight hamstrings muscles, femoral leg length difference, or windswept deformities. The features work together to stabilize the lower body to maximize upper limb function. The wealth of adjustability and accessories will ensure the seat can be tailored to meet \_\_\_\_\_'s needs as he/she continues to grow, while caregivers will find the light, height adjustable frame simple to use.

The Mygo Seating System is the best support to meet all \_\_\_\_\_'s medical needs and as such, I do not hesitate to recommend that it should be funded.

## Activities that can be achieved with the Mygo Seating System



## References

1. Chung, J., Evans, J., Lee, C., Lee, J., Rabbani, Y., Roxborough, L., & Harris, S. R. (2008). Effectiveness of adaptive seating on sitting posture and postural control in children with cerebral palsy. *Pediatric Physical Therapy: the official publication of the Section on Pediatrics of the American Physical Therapy Association*, 20(4), 303–317.  
<https://doi.org/10.1097/PEP.0b013e31818b7bdd>
2. McClean, L; Magnuson, S; Gasior, S (2014). Positioning for hip health: A clinical resource, Sunny Hill Health Centre for Children Vancouver, BC, Canada.
3. Sahinoğlu, D., Coskun, G., & Bek, N. (2017). Effects of different seating equipment on postural control and upper extremity function in children with cerebral palsy. *Prosthetics and Orthotics International*, 41(1), 85–94.  
<https://doi.org/10.1177/0309364616637490>
4. Surkar, S. M., Edelbrock, C., Stergiou, N., Berger, S., & Harbourne, R. (2015). Sitting postural control affects the development of focused attention in children with cerebral palsy. *Pediatric physical therapy: the official publication of the Section on Pediatrics of the American Physical Therapy Association*, 27(1), 16–22.  
<https://doi.org/10.1097/PEP.000000000000097>

DISCLAIMER: FOR PROFESSIONAL USE ONLY. THIS DOCUMENT (AND THE WEBSITE REFERENCED HEREIN) DO NOT PROVIDE MEDICAL ADVICE. Sunrise Medical (US) LLC does not provide clinician services. The information contained on this document (and the website referenced herein), including, but not limited to, the text, graphics, images, and descriptions, are for informational purposes only and should be utilized as a general resource for clinicians and suppliers to then use clinical reasoning skills to determine optimal seating and mobility solutions for individual patients. No material on this document (or on the website) is intended to be used as (or a substitute for) professional medical advice, diagnosis or treatment. Clinicians should adhere to their professional medical training and their institution's or practice's recommended guidelines. Reliance on this document (and the information contained herein) is solely at your own risk.



Sunrise Medical (US) LLC, Fresno, CA 93727  
MK-130200 Rev. A ©11.2024

800.333.4000  
[www.SunriseMedical.com/EIM](http://www.SunriseMedical.com/EIM)

