

BeMeSeatingSystem

Family of configurable supportive seats, designed to grow and adapt with every child throughout every stage of life



Customer				ShippingAddress			
Account				Name			
Account#			Date	Address			
<input type="checkbox"/> Quote	<input type="checkbox"/> Order	PO#		City	State		
Buyer				ZIP	Phone		
MarkFor				Email/Fax			




The HCPCS CODES herein are based on PDAC verification or interpretation of Medicare definitions and guidelines. Non-Medicare payers may accept alternative HCPCS CODES, including misc. codes to ensure access for their enrollees. The use of HCPCS CODES does not ensure coverage or payment.



	BeMeBasic	BeMeModerate	BeMeAdvanced		
Seat					
		Size1	Size2	Size3	Size4
SeatDepth		5"-11"	9"-13.5"	12.5"-17"	15.75"-17.5"
SeatWithMaxium[NoHipGuides]		11"	13"	15"	19"
FemoralWidthonSplitSeat		SplitSeatNotAvailable	3.5"-5"	4"-6"	5"-7"
MaxiumWeightLimit		77lbs	110lbs	154lbs	176lbs

BeMeSeatingSystem

SeatCore				
✓	OPTION	DESCRIPTION	RETAIL	
<input type="checkbox"/>	250-1601	BeMe Seat Core - Size 1		\$ 1,375.00
<input type="checkbox"/>	250-2601	BeMe Seat Core - Size 2		\$ 1,400.00
<input type="checkbox"/>	250-3601	BeMe Seat Core - Size 3		\$ 1,480.00
<input type="checkbox"/>	250-4601	BeMe Seat Core - Size 4		\$ 1,550.00

Seat Hardware		
		
BeMe Basic Seat	BeMe Moderate Contoured Seat	BeMe Advanced Split Seat

✓	OPTION	DESCRIPTION	RETAIL
<input type="checkbox"/>	250-1637	BeMe Basic Seat - Size 1	\$ 515.00
<input type="checkbox"/>	250-2637	BeMe Basic Seat - Size 2	\$ 520.00
<input type="checkbox"/>	250-3637	BeMe Basic Seat - Size 3	\$ 540.00
<input type="checkbox"/>	250-4637	BeMe Basic Seat - Size 4	\$ 550.00
<input type="checkbox"/>	250-1638	BeMe Moderate - Contoured Seat - Size 1	\$ 610.00
<input type="checkbox"/>	250-2638	BeMe Moderate - Contoured Seat - Size 2	\$ 640.00
<input type="checkbox"/>	250-3638	BeMe Moderate - Contoured Seat - Size 3	\$ 660.00
<input type="checkbox"/>	250-4638	BeMe Moderate - Contoured Seat - Size 4	\$ 680.00
<input type="checkbox"/>	250-2639	BeMe Advanced - Split Seat - Size 2	\$ 710.00
<input type="checkbox"/>	250-3639	BeMe Advanced - Split Seat - Size 3	\$ 730.00
<input type="checkbox"/>	250-4639	BeMe Advanced - Split Seat - Size 4	\$ 750.00

Cushion and Covers

BeMe covers available in 4-way stretch, water resistant material or wipeable gray vinyl.

BeMe Basic Seat Cushion and Cover \$ 300.00

<input type="checkbox"/>	250-1840-02	Size 1 - Blue	<input type="checkbox"/>	250-2840-02	Size 2 - Blue	<input type="checkbox"/>	250-3840-02	Size 3 - Blue	<input type="checkbox"/>	250-4840-02	Size 4 - Blue
<input type="checkbox"/>	250-1840-04	Size 1 - Purple	<input type="checkbox"/>	250-2840-04	Size 2 - Purple	<input type="checkbox"/>	250-3840-04	Size 3 - Purple	<input type="checkbox"/>	250-4840-04	Size 4 - Purple
<input type="checkbox"/>	250-1840-08	Size 1 - Gray	<input type="checkbox"/>	250-2840-08	Size 2 - Gray	<input type="checkbox"/>	250-3840-08	Size 3 - Gray	<input type="checkbox"/>	250-4840-08	Size 4 - Gray
<input type="checkbox"/>	250-1840-10	Size 1 - Vinyl	<input type="checkbox"/>	250-2840-10	Size 2 - Vinyl	<input type="checkbox"/>	250-3840-10	Size 3 - Vinyl	<input type="checkbox"/>	250-4840-10	Size 4 - Vinyl

BeMe Contoured Moderate Seat Cushion and Cover \$ 325.00

<input type="checkbox"/>	250-1860-02	Size 1 - Blue	<input type="checkbox"/>	250-2860-02	Size 2 - Blue	<input type="checkbox"/>	250-3860-02	Size 3 - Blue	<input type="checkbox"/>	250-4860-02	Size 4 - Blue
<input type="checkbox"/>	250-1860-04	Size 1 - Purple	<input type="checkbox"/>	250-2860-04	Size 2 - Purple	<input type="checkbox"/>	250-3860-04	Size 3 - Purple	<input type="checkbox"/>	250-4860-04	Size 4 - Purple
<input type="checkbox"/>	250-1860-08	Size 1 - Gray	<input type="checkbox"/>	250-2860-08	Size 2 - Gray	<input type="checkbox"/>	250-3860-08	Size 3 - Gray	<input type="checkbox"/>	250-4860-08	Size 4 - Gray
<input type="checkbox"/>	250-1860-10	Size 1 - Vinyl	<input type="checkbox"/>	250-2860-10	Size 2 - Vinyl	<input type="checkbox"/>	250-3860-10	Size 3 - Vinyl	<input type="checkbox"/>	250-4860-10	Size 4 - Vinyl

BeMe Advanced Split Seat Seat Cushion and Cover \$ 350.00

<input type="checkbox"/>	250-2850-02	Size 2 - Blue	<input type="checkbox"/>	250-3850-02	Size 3 - Blue	<input type="checkbox"/>	250-4850-02	Size 4 - Blue
<input type="checkbox"/>	250-2850-04	Size 2 - Purple	<input type="checkbox"/>	250-3850-04	Size 3 - Purple	<input type="checkbox"/>	250-4850-04	Size 4 - Purple
<input type="checkbox"/>	250-2850-08	Size 2 - Gray	<input type="checkbox"/>	250-3850-08	Size 3 - Gray	<input type="checkbox"/>	250-4850-08	Size 4 - Gray
<input type="checkbox"/>	250-2850-10	Size 2 - Vinyl	<input type="checkbox"/>	250-3850-10	Size 3 - Vinyl	<input type="checkbox"/>	250-4850-10	Size 4 - Vinyl

Pelvic Belt

Four attachment points ensure padded supports stay in correct anatomical position. Adjusting can bring pelvic rotation or anterior tilt into midline for optimum trunk and head function.


✓	OPTION	DESCRIPTION	RETAIL	
<input type="checkbox"/>	150-1844	4-Point Padded Pelvic 2.3" Belt - Size 1 [11.5" length]		\$ 175.00
<input type="checkbox"/>	150-2844	4-Point Padded Pelvic 2.5" Belt - Size 2 [15" length]		\$ 200.00
<input type="checkbox"/>	150-3844	4-Point Padded Pelvic 2.75" Belt - Size 3 [17.5" length]		\$ 220.00
<input type="checkbox"/>	150-4844	4-Point Padded Pelvic Belt - Size 4 [21" length]		\$ 245.00

BeMe Seating System


Pelvic Cradle

Provides unsurpassed pelvic control with its 4-point positioning system and wraparound back support. Can correct mal-alignment such as pelvic obliquity or posterior tilt while 360° hug-like support gives proprioceptive feedback making children feel calm and secure.

	Size 2	Size 3	Size 4	Size 5	Size 6
Hip Width	Min 5" Max 6"	Min 6" Max 7"	Min 7.5" Max 8"	Over 8"	Over 8"
Hip Circumference	Min 17" Max 22.5"	Min 20.5" Max 25.5"	Min 23.5" Max 29"	Min 26" Max 33.5"	Min 30" Max 39"

✓ OPTION	DESCRIPTION	RETAIL	
<input type="checkbox"/> 117-476	Pelvic Cradle - Size 2		\$ 325.00
<input type="checkbox"/> 117-477	Pelvic Cradle - Size 3		\$ 350.00
<input type="checkbox"/> 117-478	Pelvic Cradle - Size 4		\$ 375.00
<input type="checkbox"/> 117-479	Pelvic Cradle - Size 5		\$ 400.00
<input type="checkbox"/> 117-480	Pelvic Cradle - Size 6		\$ 425.00

REQUIRED: Must order the Pelvic Cradle Attachment Strap when ordering a Pelvic Cradle

<input type="checkbox"/> 150-1868	Pelvic Cradle Attachment Strap - Size 1 Seat		\$ 75.00
<input type="checkbox"/> 150-2868	Pelvic Cradle Attachment Strap - Size 2 Seat		\$ 75.00
<input type="checkbox"/> 150-3868	Pelvic Cradle Attachment Strap - Size 3 & 4 Seat		\$ 75.00

Femoral Guide

Design to provide thigh support for optimal femoral alignment, these femoral guides feature a quick-release mechanism for easier transfers. Available in four sizes, and with full interchangeability between medial and lateral positions on Advanced Seating.

✓ OPTION	QUANTITY	DESCRIPTION	RETAIL	
<input type="checkbox"/> 150-1615		Single Femoral Gable - Small [4"w x 4.75"h]		\$ 150.00
<input type="checkbox"/> 150-2615		Single Femoral Gable - Medium [4.75"w x 5.7"h]		\$ 160.00
<input type="checkbox"/> 150-3615		Single Femoral Gable - Large [5.5"w x 7"h]		\$ 170.00
<input type="checkbox"/> 150-4615		Single Femoral Gable - Extra Large [5.5"w x 8"]		\$ 180.00
<input type="checkbox"/> 150-1862		Padded Cover for Single Femoral Gable - Small		\$ 65.00
<input type="checkbox"/> 150-2862		Padded Cover for Single Femoral Gable - Medium		\$ 65.00
<input type="checkbox"/> 150-3862		Padded Cover for Single Femoral Gable - Large		\$ 65.00
<input type="checkbox"/> 150-4862		Padded Cover for Single Femoral Gable - Extra Large		\$ 65.00

Medial Thigh Guide [Match Seat Core Size, Not Available with Advanced Seating]

Featuring soft foam and a smooth cover for enhanced child comfort, the pommel is designed for children who have strong adductor tone.

✓ OPTION	DESCRIPTION	RETAIL	
<input type="checkbox"/> 150-1624	Medial Thigh Guide - Small [3.75" x 2" x 2.5"]		\$ 110.00
<input type="checkbox"/> 150-2624	Medial Thigh Guide - Medium [4" x 2.3" x 3"]		\$ 110.00
<input type="checkbox"/> 150-3624	Medial Thigh Guide - Large [5.3" x 2.75" x 3.5"]		\$ 110.00
<input type="checkbox"/> 150-4624	Medial Thigh Guide - Extra Large [5.3" x 2.75" x 3.5"]		\$ 110.00
<input type="checkbox"/> 150-1864	Padded Cover for Medial Thigh Guide - Small		\$ 45.00
<input type="checkbox"/> 150-2864	Padded Cover for Medial Thigh Guide - Medium		\$ 45.00
<input type="checkbox"/> 150-3864	Padded Cover for Medial Thigh Guide - Large & X-Large		\$ 45.00

Slim Hip Guides

The hip guides are adjustable in both width and depth to accommodate a child's growth. Available in 3 sizes and mounted directly onto the backrest, they follow rotation of the sacral pad when attached to the moderate or complex back, ensuring the guides remain consistently positioned to support pelvic alignment.

✓ OPTION	DESCRIPTION	RETAIL	
<input type="checkbox"/> 150-1678	Slim Hip Guides (Pair) - Small [4.75" x 1.2" x 4"]		\$ 245.00
<input type="checkbox"/> 150-2678	Slim Hip Guides (Pair) - Medium [5.7" x 1.2" x 4"]		\$ 250.00
<input type="checkbox"/> 150-3678	Slim Hip Guides (Pair) - Large [6.7" x 1.2" x 4.75"]		\$ 255.00

BeMe Seating System

Back

	Size 1	Size 2	Size 3	Size 4
Back Height	12" - 15.75"	13.75" - 18.5"	15.75" - 21"	18.75" - 25.5"
Standard Hip Guide Width	5.75" - 8.5"	7" - 10.25"	9.75" - 13.75"	11.5" - 16"
Slim Hip Guide Width	7" - 9.5"	8" - 11"	9.75" - 14.75"	12.5" - 13.5"
Lateral Width	5" - 9"	8" - 12"	9" - 14"	350-450mm
Inset Lateral Width	3" - 7"	6" - 10"	7" - 12"	12" - 15.75"
Backrest Angle	+10° to -25°			
Maxium Weight Limit	77 lbs	110 lbs	154 lbs	176 lbs

Backrest



BeMe Basic Backrest

BeMe Moderate Backrest

BeMe Advanced Backrest

✓	OPTION	DESCRIPTION	RETAIL
<input type="checkbox"/>	250-1625	BeMe Basic Backrest - Size 1	\$ 595.00
<input type="checkbox"/>	250-2625	BeMe Basic Backrest - Size 2	\$ 665.00
<input type="checkbox"/>	250-3625	BeMe Basic Backrest - Size 3	\$ 715.00
<input type="checkbox"/>	250-4625	BeMe Basic Backrest - Size 4	\$ 800.00
<input type="checkbox"/>	250-1630	BeMe Moderate Backrest - Size 1	\$ 825.00
<input type="checkbox"/>	250-2630	BeMe Moderate Backrest - Size 2	\$ 850.00
<input type="checkbox"/>	250-3630	BeMe Moderate Backrest - Size 3	\$ 875.00
<input type="checkbox"/>	250-4630	BeMe Moderate Backrest - Size 4	\$ 900.00
<input type="checkbox"/>	250-2631	BeMe Advanced Backrest - Size 2	\$ 1,200.00
<input type="checkbox"/>	250-3631	BeMe Advanced Backrest - Size 3	\$ 1,300.00
<input type="checkbox"/>	250-4631	BeMe Advanced Backrest - Size 4	\$ 1,400.00
<input type="checkbox"/>	150-605	Dynamic Upgrade Kit	\$ 600.00
<input type="checkbox"/>	150-1790	25mm Spacer (Pair) To Decrease Minimum Seat Depth on BeMe Small	\$ 125.00
<input type="checkbox"/>	150-1791	50mm Spacer (Pair) To Decrease Minimum Seat Depth on BeMe Small	\$ 150.00
<input type="checkbox"/>	150-1792	15° Angle Spacer for Moderate Shoulder Section	\$ 100.00

Backrest Cushion and Covers

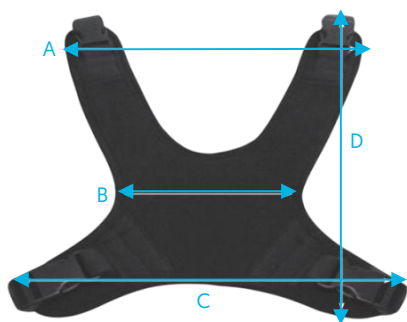
BeMe covers available in 4-way stretch, water resistant material or wipable gray vinyl.

BeMe Basic Backrest Cushion and Cover								\$ 185.00			
<input type="checkbox"/>	250-1870-02	Size 1 - Blue	<input type="checkbox"/>	250-2870-02	Size 2 - Blue	<input type="checkbox"/>	250-3870-02	Size 3 - Blue	<input type="checkbox"/>	250-4870-02	Size 4 - Blue
<input type="checkbox"/>	250-1870-04	Size 1 - Purple	<input type="checkbox"/>	250-2870-04	Size 2 - Purple	<input type="checkbox"/>	250-3870-04	Size 3 - Purple	<input type="checkbox"/>	250-4870-04	Size 4 - Purple
<input type="checkbox"/>	250-1870-08	Size 1 - Gray	<input type="checkbox"/>	250-2870-08	Size 2 - Gray	<input type="checkbox"/>	250-3870-08	Size 3 - Gray	<input type="checkbox"/>	250-4870-08	Size 4 - Gray
<input type="checkbox"/>	250-1870-10	Size 1 - Vinyl	<input type="checkbox"/>	250-2870-10	Size 2 - Vinyl	<input type="checkbox"/>	250-3870-10	Size 3 - Vinyl	<input type="checkbox"/>	250-4870-10	Size 4 - Vinyl
BeMe Moderate Backrest Cushion and Cover								\$ 275.00			
<input type="checkbox"/>	250-1800-02	Size 1 - Blue	<input type="checkbox"/>	250-2800-02	Size 2 - Blue	<input type="checkbox"/>	250-3800-02	Size 3 - Blue	<input type="checkbox"/>	250-6800-02	Size 4 - Blue
<input type="checkbox"/>	250-1800-04	Size 1 - Purple	<input type="checkbox"/>	250-2800-04	Size 2 - Purple	<input type="checkbox"/>	250-3800-04	Size 3 - Purple	<input type="checkbox"/>	250-6800-04	Size 4 - Purple
<input type="checkbox"/>	250-1800-08	Size 1 - Gray	<input type="checkbox"/>	250-2800-08	Size 2 - Gray	<input type="checkbox"/>	250-3800-08	Size 3 - Gray	<input type="checkbox"/>	250-6800-08	Size 4 - Gray
<input type="checkbox"/>	250-1800-10	Size 1 - Vinyl	<input type="checkbox"/>	250-2800-10	Size 2 - Vinyl	<input type="checkbox"/>	250-3800-10	Size 3 - Vinyl	<input type="checkbox"/>	250-6800-10	Size 4 - Vinyl
BeMe Complex Backrest Cushion and Cover								\$ 315.00			
<input type="checkbox"/>	250-4800-02	Size 2 - Blue	<input type="checkbox"/>	250-5800-02	Size 3 - Blue	<input type="checkbox"/>	250-7800-02	Size 4 - Blue			
<input type="checkbox"/>	250-4800-04	Size 2 - Purple	<input type="checkbox"/>	250-5800-04	Size 3 - Purple	<input type="checkbox"/>	250-7800-04	Size 4 - Purple			
<input type="checkbox"/>	250-4800-08	Size 2 - Gray	<input type="checkbox"/>	250-5800-08	Size 3 - Gray	<input type="checkbox"/>	250-7800-08	Size 4 - Gray			
<input type="checkbox"/>	250-4800-10	Size 2 - Vinyl	<input type="checkbox"/>	250-5800-10	Size 3 - Vinyl	<input type="checkbox"/>	250-7800-10	Size 4 - Vinyl			

BeMe Seating System

Chest Harnesses

Butterfly Harnesses



	Small	Medium	Large	Extral Large
A	8.25"	9.9"	15"	13.75"
B	4.75"	5.1"	5.9"	7"
C	7.7"	8.6"	10.25"	12.6"
D	9.9"	11"	13.75"	16.5"

✓	OPTION	DESCRIPTION	RETAIL
<input type="checkbox"/>	155-N001-L600	Dynamic Butterfly Harness - Small	\$ 414.00
<input type="checkbox"/>	155-N001-L601	Dynamic Butterfly Harness - Medium	\$ 414.00
<input type="checkbox"/>	155-N001-L602	Dynamic Butterfly Harness - Large	\$ 414.00
<input type="checkbox"/>	155-N001-L603	Dynamic Butterfly Harness - Extra Large	\$ 414.00

Laterals

FlipAway Lateral Brackets

✓	OPTION	DESCRIPTION	RETAIL
<input type="checkbox"/>	250-1655	FlipAway Lateral Brackets (Pair) - For Size 1 & 2 Backrests	\$ 435.00
<input type="checkbox"/>	250-3655	FlipAway Lateral Brackets (Pair) - For Size 3 & 4 Backrests	\$ 445.00



Inset Lateral Brackets

<input type="checkbox"/>	250-1661	1" Inset Lateral Bracket (Pair)	\$ 295.00
--------------------------	----------	---------------------------------	-----------

Chest Laterals [Match Backrest Size]

These slimline laterals are designed for a compact finish, maximising the child's ability to function and move without restriction. Available in three sizes they are adjustable in height, depth and angle allowing for precision trunk positioning and support.

✓	OPTION	DESCRIPTION	RETAIL
<input type="checkbox"/>	150-1675	Slimline Lateral Pads (Pair) - Size 1 [4.75" x .75" x 4"]	\$ 100.00
<input type="checkbox"/>	150-2675	Slimline Lateral Pads (Pair) - Size 2 [5.7" x .75" x 4"]	\$ 115.00
<input type="checkbox"/>	150-3675	Slimline Lateral Pads (Pair) - Size 3 [6.7" x .75" x 4.75"]	\$ 125.00



Lateral Protraction Pads

<input type="checkbox"/>	150-673	Lateral Protraction Pads (Pair)	\$ 125.00
--------------------------	---------	---------------------------------	-----------

Armrests

Armrests

✓	OPTION	DESCRIPTION	RETAIL
<input type="checkbox"/>	150-1642	Armrests (Pair) - Small [8"-10"]	\$ 372.00
<input type="checkbox"/>	150-2642	Armrests (Pair) - Medium [9.5" - 11.5"]	\$ 382.00
<input type="checkbox"/>	150-3642	Armrests (Pair) - Large [11.5" - 13.5"]	\$ 392.00



Additional Armrest Pad

<input type="checkbox"/>	150-15204	Armrest Pad - Small (Single Only)	\$ 250.00
<input type="checkbox"/>	150-25204	Armrest Pad - Medium / Large (Single Only)	\$ 250.00

Trays


Trays [Match Seat Core Size]

✓	OPTION	DESCRIPTION	RETAIL
<input type="checkbox"/>	150-1720	Tray - Size 1 [18.5" x 22" x 3.5"]	\$ 365.00
<input type="checkbox"/>	150-2720	Tray - Size 2 [21.25" x 23.6" x 3.5"]	\$ 385.00
<input type="checkbox"/>	150-3720	Tray - Size 3 [26.5" x 27.5" x 3"]	\$ 400.00
<input type="checkbox"/>	150-4720	Tray - Size 4 [26.5" x 27.5" x 3"]	\$ 415.00
<input type="checkbox"/>	150-1671	Tray Elbow Blockers - Size 1 (Pair) [5" x 7"]	\$ 150.00
<input type="checkbox"/>	117-641	Tray Elbow Blockers - Size 2 (Pair) [5" x 7"]	\$ 150.00
<input type="checkbox"/>	150-3671	Tray Elbow Blockers - Size 3 & 4 (Pair) [5" x 7"]	\$ 150.00



Lower Extremity Supports


Split Footplate

✓	OPTION	DESCRIPTION		RETAIL
<input type="checkbox"/>	250-1689	Split Footplate (Left & Right) - Size 1		\$ 425.00
<input type="checkbox"/>	250-2689	Split Footplate (Left & Right) - Size 2		\$ 450.00
<input type="checkbox"/>	250-3689	Split Footplate (Left & Right) - Size 3		\$ 475.00
<input type="checkbox"/>	250-4689	Split Footplate (Left & Right) - Size 4		\$ 500.00
<input type="checkbox"/>	117-787	1 inch Sandal Risers (Pair) for Split Footplate		\$ 90.00

One Piece Footplate [Match Seat Core Size]

<input type="checkbox"/>	250-1698	One Piece Footplate - Size 1		\$ 410.00
<input type="checkbox"/>	250-2698	One Piece Footplate - Size 2		\$ 415.00
<input type="checkbox"/>	250-3698	One Piece Footplate - Size 3		\$ 445.00
<input type="checkbox"/>	250-4698	One Piece Footplate - Size 4		\$ 470.00
<input type="checkbox"/>	150-1872	Cushion For One-Piece Footplate - Size 1		\$ 115.00
<input type="checkbox"/>	150-2872	Cushion For One-Piece Footplate - Size 2		\$ 125.00
<input type="checkbox"/>	150-3872	Cushion For One-Piece Footplate - Size 3 & 4		\$ 135.00

Foot Supports



Ankle Huggers	Booties	Ankle Wraps	Sandals
Ankle huggers provide support for the feet while allowing freedom of movement ensuring comfort and stability. Adjustable straps allow variation in the amount of movement.	A great introduction to early foot positioning, these booties are a comfortable option to provide full ankle and foot support for younger children.	Available in two sizes to fit onto sandals. These provided a small amount of supported movement for children who cannot tolerate strict foot positioning.	Three sizes of sandals provide precise foot positioning on the footplate, providing stability to the lower limbs and preventing feet from slipping off the footplate.

✓	OPTION	DESCRIPTION	RETAIL
<input type="checkbox"/>	AH01	Ankle Huggers	\$ 150.00
<input type="checkbox"/>	150-1852	Booties - Extra Small	\$ 120.00
<input type="checkbox"/>	150-2852	Booties - Small	\$ 120.00
<input type="checkbox"/>	173-2305	Ankle Wraps (Only with Sandals) - Small	\$ 260.00
<input type="checkbox"/>	173-3305	Ankle Wraps (Only with Sandals) - Medium	\$ 260.00



	A	B	C	D	E	F
Size 1	2.25"	1.25"	1.75"	6.75"	2.5"	3.75"
Size 2	2.5"	1.5"	1.75"	8.25"	3"	4.5"
Size 3	2.75"	1.5"	2"	10"	3.5"	5.25"

✓	OPTION	DESCRIPTION	RETAIL
<input type="checkbox"/>	152-1600	Sandals - Small (Pair)	\$ 140.00
<input type="checkbox"/>	152-2600	Sandals - Medium (Pair)	\$ 150.00
<input type="checkbox"/>	152-3600	Sandals - Large (Pair)	\$ 160.00

BeMe Seating System

Headrests

✓	OPTION	DESCRIPTION	RETAIL
<input type="checkbox"/>	150-675	BeMe Headrest (Must Select Cushion and Cover Below)	\$ 400.00
<input type="checkbox"/>	150-780	Universal Headrest Bracket (Whitmyer or Leckey Headrest)	\$ 110.00

Leckey Headrests

<input type="checkbox"/>	137-699-05	Leckey Contoured Headrest	\$ 617.00
<input type="checkbox"/>	117-699-05	Leckey Contoured Occipital Headrest	\$ 250.00
<input type="checkbox"/>	117-851-05	Leckey Flat Headrest	\$ 389.00
<input type="checkbox"/>	120-893-05	Leckey Flat Headrest Laterals	\$ 355.00

BeMe Headrest Cushion and Cover

<input type="checkbox"/>	150-855-02	BeMe Headrest Cushion and Cover - Blue		\$ 150.00
<input type="checkbox"/>	150-855-04	BeMe Headrest Cushion and Cover - Purple		\$ 150.00
<input type="checkbox"/>	150-855-08	BeMe Headrest Cushion and Cover - Grey		\$ 150.00
<input type="checkbox"/>	150-855-10	BeMe Headrest Cushion and Cover - Grey Vinyl		\$ 150.00

Chassis

Standard Base - Multi Height and Tilt Chassis

✓	OPTION	DESCRIPTION	RETAIL
<input type="checkbox"/>	150-1MHT-1	Standard Base - Multi Height and Tilt Indoor Manual - Size 1	\$ 2,000.00
<input type="checkbox"/>	150-2MHT-1	Standard Base - Multi Height and Tilt Indoor Manual - Size 2	\$ 2,500.00
<input type="checkbox"/>	150-3MHT-1	Standard Base - Multi Height and Tilt Indoor Manual - Size 3 & 4	\$ 2,800.00

Push Handle Chassis

<input type="checkbox"/>	150-1MHT-PH	Push Handle - Size 1	\$ 225.00
<input type="checkbox"/>	150-2MHT-PH	Push Handle - Size 2	\$ 235.00
<input type="checkbox"/>	150-3MHT-PH	Push Handle - Size 3 & 4	\$ 245.00

Interface Options

Zippie IRIS, Quickie IRIS and Quickie SR45 Interface

✓	OPTION	DESCRIPTION	RETAIL
<input type="checkbox"/>	150-1760	Zippie IRIS, Quickie IRIS and Quickie SR45 BeMe Interface - Size 1	\$ 350.00
<input type="checkbox"/>	150-2760	Zippie IRIS, Quickie IRIS and Quickie SR45 BeMe Interface - Size 2	\$ 350.00
<input type="checkbox"/>	150-3760	Zippie IRIS, Quickie IRIS and Quickie SR45 BeMe Interface - Size 3 & 4	\$ 350.00

Quickie Q300 M - Standard

<input type="checkbox"/>	150-1771	Quickie Q300 M Standard BeMe Interface - Size 1	\$ 175.00
<input type="checkbox"/>	150-2771	Quickie Q300 M Standard BeMe Interface - Size 2	\$ 175.00
<input type="checkbox"/>	150-3771	Quickie Q300 M Standard BeMe Interface - Size 3 & 4	\$ 175.00

Quickie Q300 M - Tilt & Elevate

<input type="checkbox"/>	150-1772	Quickie Q300 M Tilt & Elevate BeMe Interface - Size 1	\$ 195.00
<input type="checkbox"/>	150-2772	Quickie Q300 M Tilt & Elevate BeMe Interface - Size 2	\$ 195.00
<input type="checkbox"/>	150-3772	Quickie Q300 M Tilt & Elevate BeMe Interface - Size 3 & 4	\$ 195.00

Control Mount Bracket

<input type="checkbox"/>	150-773	User Control Mount Bracket	\$ 130.00
--------------------------	---------	----------------------------	-----------



If you are visually impaired, this document can be viewed in PDF format at www.SunriseMedical.com

Sunrise Medical [US] LLC

12002 Volunteer Blvd., Mount Juliet, TN 37122

MK-130481 Rev C © 05/2026

Customer Service: 800-333-4000 | Fax: 800-300-7502 | Email: customseating@sunmed.com | www.sunrisemedical.com

