

Customer				Ship To			
Account				Name			
Account #			Date	Address			
<input type="checkbox"/> Quote	<input type="checkbox"/> Order	PO #		City			State
Buyer				ZIP	Phone		
Mark For				Email / Fax			

The HCPCS CODES herein are based on PDAC verification or interpretation of Medicare definitions and guidelines. Non-Medicare payers may accept alternative HCPCS CODES, including misc. codes to ensure access for their enrollees. The use of HCPCS CODES does not ensure coverage or payment.

**Technical Data Overview**

Maximum User Weight	275 lbs. (125 kg)	Motor Wheel Size	250W / 22Nm
Wheelchair Rear Wheel Sizes	24" (540) / 25" (559) / 26" (590)	Operating Voltage	36V
Device Weight (excluding battery)	13 lbs. (5.9 kg)	Maximum Motor Noise	50 db
Battery Weight (2.5Ah / 5Ah)	1.5 lbs. (0.7 kg) / 2.6 lbs. (1.2 kg)	Battery Type	Lithium-Ion 36V 2.5A / 5Ah
Battery Range (2.5Ah / 5Ah)	9.8 mi (15.7 km) / 19.5 mi (31.4 km)	Device Charger Type	100 - 240V AC, 36V - 2.7A
Maximum Speed	3.7 mph (6 kph) / 5.5 mph (9 kph)	Docking Charger	100 - 240V AC, 36V - 3A
Maximum Slope	6°	Control Box	IP54 Bluetooth
Motor Wheel Size	8" air-chambered solid tire	Bluetooth Standard	5.2

**Base**

<input checked="" type="checkbox"/> OPTION	HCPCS	DESCRIPTION	RETAIL
<b>Empulse R90 Base</b>			
<input type="checkbox"/> 209MW91	E0986	Empulse R90 Includes: Device Charger, Control Box, V-Lock Latch, Travel Bag, 2.5Ahr Battery	\$ 7,300.00
<input type="checkbox"/> 209MW92	E0986	Empulse R90 Range Includes: Device Charger, Control Box, V-Lock Latch, Travel Bag, 5.0Ahr Battery	\$ 7,400.00

**Options and Accessories**

Batteries are interchangeable and can be used with either package.

<input type="checkbox"/> 209AG42	Additional 2.5Ah Lithium-Ion Battery (9.8 mi, 15.7 km)	\$ 350.00
<input type="checkbox"/> 209AG39	Additional 5.0Ah Lithium-Ion Battery (19.5 mi, 31.4 km)	\$ 500.00
<input type="checkbox"/> 209BJ4	Docking Charger (3Ahr)	\$ 300.00

**Maximum Speed**

<input type="checkbox"/> 209S103	5.5 mph (9 kph)	STD
----------------------------------	-----------------	-----

**Control Box**

<input type="checkbox"/> 209QG13	Control Box Right Hand - Contains short and tall plate	NC
<input type="checkbox"/> 209QG14	Control Box Left Hand - Contains short and tall plate	NC

**Wheelchair**

**Wheelchair Axle Range**

Distance from ground to camber tube.

<input type="checkbox"/> 209WS6	24 Wheel Size ( 540 Wheels)	NC
<input type="checkbox"/> 209W22	25 Wheel Size (559 Wheels)	NC
<input type="checkbox"/> 209WS7	26 Wheel Size (590 Wheels)	NC

**Wheelchair Type**

Selection required. Specify type of wheelchair.

<input type="checkbox"/> 2099V47	Rigid Wheelchair	NC
<input type="checkbox"/> 2099V48	Folding Wheelchair	\$ 320.00

✓ OPTION	HCPCS	DESCRIPTION	RETAIL
<b>Rigid Frame: Camber Tube Diameter</b>			\$

Select the Sunrise Quikie chair or select the diameter of the Camber Tube Size.

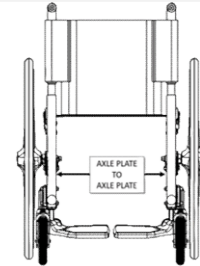
<b>Sunrise Rigid Chairs</b>							NC			
Select Chair	<input type="checkbox"/> 2099V58	Nitrum	<input type="checkbox"/> 2099V79	5R	<input type="checkbox"/> 2099V59	QRI				
<b>Standard Clamp for Frame Camber Tube</b> (1.26" or 32mm) - Select Insert Size below if Tube Diameter is less than 1.26" or 32mm							NC			
Select following size:	<input type="checkbox"/> 209C1105	0.87" (22mm)	<input type="checkbox"/> 209C1106	0.98" (25mm)	<input type="checkbox"/> 209C1107	1.11" (28mm)	<input type="checkbox"/> 209C1108	1.18" (30mm)	<input type="checkbox"/> 209C1109	1.26" (32mm)
<b>Large Clamp for Frame Camber Tube</b> (1.77" or 45mm) - Select Insert Size below if Tube Diameter is less than 1.77" or 45mm							NC			
Select following size:	<input type="checkbox"/> 209C1110	1.38" (35mm)	<input type="checkbox"/> 209C1111	1.50" (38mm)	<input type="checkbox"/> 209C1112	1.77" (45mm)				

**Folding Frame: Inside Axle Distance** \$

Select the distance from inside axle plate to inside axle plate.

<input type="checkbox"/> 209AX6	X-Small Interior Axle Distance (12" - 13" or 300mm - 330mm)	NC
<input type="checkbox"/> 209AX7	Small Interior Axle Distance (13.1" - 15.9" or 331mm - 400mm)	NC
<input type="checkbox"/> 209AX14	Medium Interior Axle Distance (16.0" - 18.0" or 401mm - 450mm)	NC
<input type="checkbox"/> 209AX15	Large Interior Axle Distance (18.1" - 21.0" or 451mm - 530mm)	NC

Axle Plate to Axle Plate Width (in)	Axle Plate to Axle Plate Width (mm)	Folding Axle Assy			
		X-Small	Small	Medium	Large
12.0 - 13.0	300 - 330	x			
13.1 - 15.9	331 - 400		x		
16.0 - 18.0	401 - 450			x	
18.1 - 21.0	451 - 530				x

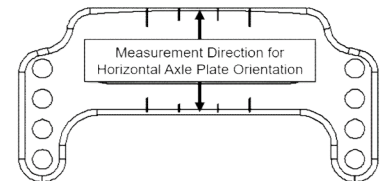
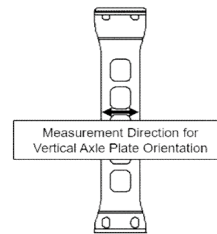


**Folding Frame: Axle Plate Size** \$

Select the Sunrise Quikie chair or select the size of the Axle plate.

<b>Sunrise Folding Chairs</b>							NC	
Select Chair	<input type="checkbox"/> 2099V78	Quikie 2 Lite	<input type="checkbox"/> 2099V10	Quikie 2 / Quikie 2 HP	<input type="checkbox"/> 2099V77	QX	<input type="checkbox"/> 2099V69	QS5X
<b>Axle Plate Adapter</b>								
<input type="checkbox"/> 209AL30	Small Axle Plate (1.0" - 1.5" or 25mm - 38mm)						NC	
<input type="checkbox"/> 209AL31	Medium Axle Plate (1.6" - 2" or 39mm-50mm)						NC	
<input type="checkbox"/> 209AL72	Large Axle Plate (2.1" - 2.25" or 51mm-60mm)						NC	
<input type="checkbox"/> 2098A103	QS5X - Uses a unique adapter specific to its chair design.						NC	

Axle Plate Size (in)	Axle Plate Size (mm)	Axle Plate Adapter		
		Small	Medium	Large
1.0 - 1.5	25 - 38	x		
1.6 - 2.0	39 - 50		x	
2.1 - 2.25	51 - 60			x



**Folding Frame: Options** \$

<input type="checkbox"/> 2098A84	Quikie 2 Lite Anti Tip Option - The R90 is not compatible with the stock Quikie 2 Lite Anti tips	\$ 160.00
----------------------------------	--	-----------